


**SUN** 2024





As the sun crests the horizon welcoming a new year, we are over the moon to introduce you to the evolution of the Zeal Optics sunglass collection. Designed to take you through all day adventures and into evening alpenglow skies, the Zeal revolution of seamlessly blending style and performance with groundbreaking, sustainably-minded materials has reached new heights, reducing your impact while enhancing your time outdoors. Our global product development team has worked ceaselessly on material innovations, new technologies and incredible new styling so you can play hard and look good whatever the day brings. We hope you love the new collection as much as we do!

*STAY TUNED FOR THE FALL/WINTER COLLECTION LATER THIS YEAR, INCLUDING SOME EXCITING NEW DEVELOPMENTS TO HELP YOU GET OUT THERE AND*  
***FOLLOW THE SUN!***

WE ARE MORE THAN JUST  
AN EYEWEAR COMPANY.

**WE ARE GUIDED BY A  
SIMPLE SET OF BELIEFS.**



**"USE LESS"  
IS OUR MANTRA.**

There's only one good kind of footprint; the kind that is gone with the next rain, wave, gust or snowfall. We live for the outdoors and have a responsibility to protect the world around us for generations to come. We are constantly seeking new ways to use less and committed to further reducing our footprint.

**"GIVE BACK"  
IS OUR GOLDEN RULE.**

It's easy to lose yourself in the beauty of the great outdoors. We try to remind ourselves that not everyone is as fortunate as we are when it comes to exploring the wild world around us. At Zeal Optics, we work to bring inspirational adventures to those who might never have felt the thrill of running a river or the calm of a mountain top.

**"EXPLORE MORE"  
IS OUR NORTH STAR.**

"Zeal" means passion and we live by our name every day. Our goal is to create products that inspire us all to pursue our passions. To make sure we always keep the tent packed. The skis tuned. The surfboard waxed. Because you never know when that next perfect day might come along.

# CONNECT + PROTECT



Our goal is to not only protect the environment and public lands, but to connect people—whether it be disenfranchised youth or the next generation—to these places, instilling a love for the outdoors, inspiring them to work and advocate for wild places and continuing that cycle forward.

Want to learn more about our efforts?  
Scan the QR code or visit [zealop.link/Commitment](https://zealop.link/Commitment)



## 1% FOR THE PLANET

1% for the Planet is a global network of businesses and individuals committed to protecting the Earth's resources for future generations. Members like Zeal Optics, New Belgium, Patagonia and more than 5,200 others across 60 countries donate 1% of gross sales to high-impact nonprofit partners that align with their values. At Zeal, we focus our contributions on the organizations you see here along with other groups that are committed to preserving our natural resources.

### DZI FOUNDATION

Passionate about giving back to Himalayan communities, dZi focuses on reducing poverty and improving the quality of life in some of the most remote communities in Nepal. Zeal partners with dZi to provide lightly used sunglasses to Nepal's local communities to minimize UV and HEV damage, keeping their eyes healthy and their minds inspired.

### NATIONAL FOREST FOUNDATION

The National Forest Foundation promotes the enhancement and public enjoyment of the 193-million-acred National Forest Service. Zeal Optics works to support them through programs like our annual "Buy A Zeal, Plant A Tree" promotion, and has planted nearly 72,000 trees to date in impacted portions of our National Forests. We believe that these lands are our playgrounds and it is the responsibility of all of us to protect them.

### PLANET ARK

Established in 1992, Planet Ark is one of Australia's most respected and trusted environmental organizations, and is focused on solutions and making positive environmental actions accessible to everyone. Zeal has partnered with Planet Ark on its National Tree Day efforts, which has seen Australian communities plant almost 26 million trees since 1996.

### PLASTIC OCEANS INTERNATIONAL

A US-based non-profit organization working to end plastic pollution and to foster sustainable communities worldwide, they operate with the belief that we can and must act at the local level in order to create change on a global scale. Zeal partners with Plastic Oceans during Earth Month for "Shades For Seas", an annual program that helps clean our oceans and coastlines.

### PROJECT 5480

Over the past decade, pine beetles have killed more than 70% of Colorado's forests, completely altering ecosystems and causing severe fire risks. Zeal works to rebuild our wilderness by planting 5,480 trees annually, a number based on the elevation of our headquarters in Boulder, Colorado.

### PROTECT OUR WINTERS (POW)

POW's mission is to mobilize the winter sports community to lead the fight against climate change; focusing on education initiatives, advocacy and supporting community-based projects. Zeal works with POW, by providing funds and sunglass and goggle donations throughout the year, to ensure a future for our passions in a rapidly changing world.

### SOS OUTREACH

SOS Outreach was founded in 1993 in Colorado's Vail Valley. This program has grown to provide risk prevention, outdoor recreation

and environmental education to youth across North America. Zeal helps these youth experience the outdoors and their possibilities through grants and the donation of goggles and sunglasses each year.

### TREE CANADA

Dedicated to planting and nurturing trees in rural and urban environments, Tree Canada helps restore tree cover in areas hit by natural disasters, guides communities in managing their urban forests and has helped green nearly 700 schoolyards. To date, with community partners and sponsors like Zeal, they've planted more than 82 million trees across Canada.

### TREE-NATION

Tree-Nation's mission is to reforest the world by planting trees. Because this is one of the most efficient solutions to fight climate change. Thanks to their reforestation and conservation projects, they help restore forests, create

jobs, support local communities, and protect biodiversity. Tree-Nation was founded in 2006 and so far has planted more than seven million trees on six continents.

### VERMONT ADAPTIVE SKI & SPORTS

Vermont Adaptive is a nationally-recognized organization that empowers people of all abilities through inclusive sports and recreational programming. Zeal helps support their year-round programming options which integrate environmental, holistic wellness and competitive training philosophies for people of all ages with cognitive, developmental, physical and emotional disabilities.

### WILD SALMON CENTER

For over 30 years, Wild Salmon Center (WSC) has worked with local communities to protect the Pacific Rim's best remaining wild salmon and steelhead watersheds—places called strongholds.



## ELLUME-INATE YOUR LIFE.

EXPERIENCE THE COLOR, CLARITY AND CONTRAST OF ELLUME POLARIZED LENSES.

Ellume Polarized revolutionizes the way you see color. This high-purity lens filters certain wavelengths of colors, vibrantly enhancing reds, greens and blues for crisper, clearer vision; allowing you to see the world's natural colors with greater clarity and contrast with Ellume Polarized.



ENHANCE YOUR **ADVENTURE**. DECREASE YOUR **IMPACT**.



**ELLUME-INATE YOUR LIFE**

**SEE THE WORLD'S  
NATURAL COLORS  
WITH GREATER  
CLARITY & CONTRAST.**



**ELLUME COLOR FILTRATION**

Ellume Polarized is built to enhance specific wavelengths of visible light while reducing harmful high-energy blue light (HEV). This process eliminates color confusion so you see the colors of the spectrum more vividly.



**100% POLARIZED**

Reflected light and UV exposure can cause glare, eye fatigue and sensitivity, all of which disrupt your experience outdoors. Ellume Polarized eliminates 99.9% of glare and blocks 100% of harmful UVA/B rays, protecting against the risk of long-term eye damage.



**ELLUME POLARIZED DARK GREY**  
9% VLT | CATEGORY 3

Reduces the intensity of bright sun and heavy glare so you see richer, truer color.



**ELLUME POLARIZED COPPER**  
14% VLT | CATEGORY 3

Enhances contrast in everyday and variable light conditions so you see greens, reds and blues more vividly.



**ELLUME POLARIZED HORIZON BLUE**  
12% VLT | CATEGORY 3

A blue mirror is applied to Ellume Polarized Copper, slightly decreasing VLT, and enhancing contrast in everyday and variable light conditions so you see greens, reds and blues more vividly.



**ELLUME POLARIZED ROSE**  
25% VLT | CATEGORY 2

A high transmission, high contrast lens with superior depth perception.

**NEW**



**ELLUME POLARIZED PHOENIX**

**24% VLT | CATEGORY 2**

A red mirror added to Ellume Polarized Rose slightly decreases VLT in this high transmission lens, providing a unique look and enhancing contrast in lower-light conditions for superior depth perception.

## THE Z-RESIN LIFECYCLE

Meet the castor plant, a renewable resource.



The castor beans are harvested from the plant.



The beans are processed into castor oil.



The castor oil is used to produce Z-Resin.



Z-Resin replaces a minimum of 45% of the petroleum-based plastics in our sunglass frames and lenses.



This is part of our commitment to use less.



# Z-RESIN POLARIZED PLANT-BASED\* SUNGLASSES

Our mission is to create sunglasses that enhance your time outdoors while working to protect the world around us.

Most Zeal Optics frames are made from Z-Resin, a partially plant-based material derived from the castor plant. The castor plant is a fast-growing perennial that is easy to grow, withstands drought and thrives on marginal lands.

We process the castor beans into our proprietary Z-Resin material which replaces a minimum of 45% of the petroleum-based plastics in our sunglasses.\* This durable partially plant-based material also contributes to a lighter finished weight, making our sunglasses more comfortable for everyday wear and activity.

\*Contains a minimum of 45% bio-resin.

# PERFORMANCE MATERIALS

Optical and sustainably-minded innovation are our inspiration. From performance to lifestyle designs, and everything in between, we've crafted collections of premium-polarized sunglasses to fit your lifestyle.



## Z-RESIN PLANT-BASED\* PERFORMANCE

Crafted from the versatile castor bean's oil, this material contains a minimum of 45% plant-based material\* and provides an incredibly durable and lightweight alternative for more comfortable everyday wear and activities.



## Z-LITE LIGHTER. STRONGER. FURTHER.

Z-lite combines our Z-Resin material, which includes a minimum of 45% bio-resin, with a thin injection process, creating an ultra-lightweight, durable frame for performance and style.



## AUTO SUN FROM DAWN 'TIL DUSK

Your partner for all-day adventures in changing light conditions. Auto Sun lenses combine photochromic technology and polarized protection into a single lens for an unsurpassed visual experience no matter where the sun leads you.



## METALS STRENGTH. STYLE. SUSTAINABILITY.

Forged from stainless steel, Hexetate and ceramic nose pads, Zeal's Metals feature unique design elements that stand out from the pack, in keeping with our commitment to reduce our footprint.



## SEE GRASS REUSE. REGROW. REIMAGINE.

See Grass combines 10% recycled plastic and 30% grass fibers in a closed-loop system powered by renewable energy to create unique, durable frames that reimagine what sunglasses can be.





**NEW** Confluence

63 42 16 125

**Rx Ready** +3.00 to -4.50

**ELLUME POLARIZED**

Ellume color filtration  
99.9% polarized efficiency  
Impact resistant  
Hardcoat  
Hydrophobic/Oleophobic\*

**Z-RESIN FRAME**

Plant-based (minimum 45%)  
Lightweight  
ProFlex rubber  
Multi-color injection  
Recycled aluminum badging  
8-base curvature

Marking the convergence of sleek styling with sport and fishing-driven details, Confluence redefines what sport sunglasses can be. Confluence provides maximum coverage for long days on the river, trail or just around town. Zeal's Confluence sunglasses feature oversized hits of ProFlex on the temples and nose bridge to keep them in place, and temple-tip grommets for DIY lanyards or clips so they don't wind up in the waters they're named for.



**Matte Black, 12816**  
Ellume Polarized Dark Grey



**Matte Brown Havana, 12817**  
Ellume Polarized Copper



**Shiny Ocean Blue, 12818**  
Ellume Polarized Horizon Blue\*



**Matte Brown/Ocher 12819**  
Auto Sun



**NEW** Whittier

54 42 18 142

**Rx Ready** +3.00 to -6.50

**ELLUME POLARIZED**

Ellume color filtration  
99.9% polarized efficiency  
Impact resistant  
Hardcoat  
Hydrophobic/Oleophobic\*

**Z-RESIN FRAME**

Plant-based (minimum 45%)  
Lightweight  
ProFlex rubber  
Multi-color injection  
Recycled aluminum badging  
6-base curvature

Inspired by the iconic Victorian homes that pepper the streets of Downtown Boulder, Colorado; Zeal's Whittier boasts sweeping angles and a square lens, creating a classic look that is sure to find a place in your sunglass quiver for years to come. Crafted with a lightweight, 45% plant-based Z-resin frame, the crisp clarity of Ellume Polarized lenses and the secure hold of ProFlex rubber on the nose pads and temples, Whittier performs as well on the trails as it does around town.



**Transparent Dark Grey, 12824**  
Ellume Polarized Dark Grey



**Transparent Light Brown, 12825**  
Ellume Polarized Horizon Blue\*



**Transparent Green Havana, 12826**  
Ellume Polarized Phoenix\*



**Transparent Grey Havana, 12827**  
Ellume Polarized Dark Grey



KENOSHA



**NEW** Kenosha

52 45 22 140

**Rx Ready** +3.00 to -6.50

**ELLUME POLARIZED**

Ellume color filtration  
99.9% polarized efficiency  
Impact resistant  
Hardcoat  
Hydrophobic/Oleophobic\*

**Z-RESIN FRAME**

Plant-based (minimum 45%)  
Lightweight  
ProFlex rubber  
Multi-color injection  
Recycled aluminum badging  
6-base curvature

Zeal Optics Kenosha sunglasses provide soaring views and style in a medium-fit rectangular frame that is equally elevated in its approach to sustainability and comfort. Like an alpine meadow, Kenosha comes alive with unexpected pops of color in its frames and ProFlex rubber, which is incorporated in its bridge and temples to keep your sunglasses in place throughout the day's journey.



**Black Gloss, 12686**  
Ellume Polarized Horizon Blue\*



**Tortoise Clear, 12687**  
Ellume Polarized Dark Grey



**Turquoise, 12688**  
Ellume Polarized Copper



**Raspberry Jam, 12689**  
Ellume Polarized Dark Grey



## Z-RESIN COLLECTION



### NEW Decker

64 43 17 134

Rx Ready +3.00 to -4.50

#### ELLUME POLARIZED

Ellume color filtration  
99.9% polarized efficiency  
Impact resistant  
Hardcoat  
Hydrophobic/Oleophobic\*

#### Z-RESIN FRAME

Plant-based (minimum 45%)  
Lightweight  
ProFlex rubber  
Multi-color injection  
8-base curvature

In the 1890s, Stephen Decker built a general store in the canyons of the South Platte River to the west of Denver. The Zeal Optics Decker is your trusted spotter for fishing this or any stretch of water, as well as an essential companion for every adventure that requires full coverage and a large fit to protect you from glare and ambient light.



Matte Black, 12690  
Ellume Polarized Copper



Desert Varnish, 12691  
Ellume Polarized Dark Grey



Black Mariner, 12692  
Ellume Polarized Horizon Blue\*



Gunmetal Mirror, 12693  
Ellume Polarized Dark Grey



### Windsor

51 44.5 20 135

Rx Ready +3.00 to -5.50

#### ELLUME POLARIZED

Ellume color filtration  
99.9% polarized efficiency  
Impact resistant  
Hardcoat  
Hydrophobic/Oleophobic\*

#### Z-RESIN FRAME

Plant-based (minimum 45%)  
Lightweight  
ProFlex rubber  
6-base curvature

Windsor, Colorado was founded around a legendary gathering place called the Halfway House, where weary travelers would rest in style, before continuing their long arduous journey west. A bridge between culture and the wild, The Windsor uniquely blends functionality while looking your absolute best.



### Brewer

57.5 45.5 19 135

Rx Ready +3.00 to -4.50

#### ELLUME POLARIZED

Ellume color filtration  
99.9% polarized efficiency  
Impact resistant  
Hardcoat  
Hydrophobic/Oleophobic\*

#### Z-RESIN FRAME

Plant-based (minimum 45%)  
Lightweight  
ProFlex rubber  
6-base curvature

Inspired by the hardworking heritage of Milwaukee, Brewer is a staple in the Zeal Optics collection. Steeped in tradition, the Brewer was forged out of the need to provide a simple, no-nonsense pair of shades for every day and every adventure.



Matte Black, 12843  
Ellume Polarized Phoenix\*



Matte Woodgrain, 12580  
Auto Sun



Gloss Black, 11850  
Ellume Polarized Horizon Blue\*



Matte Woodgrain, 10415  
Ellume Polarized Copper



Matte Black, 10416  
Ellume Polarized Dark Grey



Granite Grey, 10517  
Ellume Polarized Dark Grey



### Crowley

49 45 22 135

Rx Ready +3.00 to -5.50

#### ELLUME POLARIZED

Ellume color filtration  
99.9% polarized efficiency  
Impact resistant  
Hardcoat  
Hydrophobic/Oleophobic\*

#### Z-RESIN FRAME

Plant-based (minimum 45%)  
Lightweight  
ProFlex rubber  
6-base curvature

A classic with a twist, Crowley's round styling, smooth lines and keyhole bridge breed a bold sunglasses. With ProFlex Rubber and our lightweight Z-Resin frame, Crowley completely closes the gap between capability and style. Have fun and look good doing it with Crowley.



## INTRODUCING THE OPEN HEARTS COLLECTION



See page 45 for collection.



Platform, 12744  
Ellume Polarized Copper



Rapids, 12745  
Ellume Polarized Horizon Blue\*



Matte Black, 12841  
Ellume Polarized Phoenix\*



Matte Black, 11476  
Ellume Polarized Dark Grey



Black Tortoise, 11477  
Ellume Polarized Dark Grey



Matte Tortoise, 11478  
Ellume Polarized Copper



Camel, 11480  
Ellume Polarized Horizon Blue\*



## INTRODUCING THE OPEN HEARTS COLLECTION



See page 45 for collection.



River, 12742  
Ellume Polarized Dark Grey



Black Sea, 12743  
Ellume Polarized Horizon Blue\*



Matte Black, 12842  
Ellume Polarized Phoenix\*



Matte Black, 11471  
Ellume Polarized Dark Grey



Black Tortoise, 11472  
Ellume Polarized Copper



Ivory Tortoise, 11473  
Ellume Polarized Copper



Desert Rose, 11474  
Ellume Polarized Horizon Blue\*



# Caddis



Rx Ready +3.00 to -4.50

### ELLUME POLARIZED

Ellume color filtration  
99.9% polarized efficiency  
Impact resistant  
Hardcoat  
Hydrophobic/Oleophobic\*

### Z-RESIN FRAME

Plant-based (minimum 45%)  
Lightweight  
ProFlex rubber  
Multi-color injection  
8-base curvature  
Triple-injected

Caddis is a true adventure companion, whether you're spending a long day on the water or out in the field. Stay shielded with Ellume Polarized lenses and a wrapped Z-Resin frame for the ultimate protection from the sun's harmful rays.



# Sable



Rx Ready +3.00 to -4.50

### ELLUME POLARIZED

Ellume color filtration  
99.9% polarized efficiency  
Impact resistant  
Hardcoat  
Hydrophobic/Oleophobic\*

### Z-RESIN FRAME

Plant-based (minimum 45%)  
Lightweight  
ProFlex rubber  
Multi-color injection  
8-base curvature

Sable is your ideal companion for those endless days on the trail and lazy afternoons relaxing by the water. It brings you polarized protection in a snug, smaller-fit, double-injected, and fully wrapped sunglass frame. Whether you're navigating the trail or lounging by the water's edge, Sable's got your eyes covered with style and functionality.



# Red Cliff



Rx Ready +3.00 to -3.50

### ELLUME POLARIZED

Ellume color filtration  
99.9% polarized efficiency  
Impact resistant  
Hardcoat  
Hydrophobic/Oleophobic\*

### Z-RESIN FRAME

Plant-based (minimum 45%)  
Lightweight  
ProFlex rubber  
Hidden Spring hinge  
Multi-color injection  
Recycled aluminum badging  
8-base curvature

The day dawns and you excitedly pack for the adventures that await. First on your list; Zeal Optics Red Cliff, your companion for everything that's in store. This full frame, large-fit wrap style has you covered whether you're heading up a trail, to the beach, down a river or just downtown.



# Duskwing



Rx Ready +3.00 to -6.50

### ELLUME POLARIZED

Ellume color filtration  
99.9% polarized efficiency  
Impact resistant  
Hardcoat  
Hydrophobic/Oleophobic\*

### Z-RESIN FRAME

Plant-based (minimum 45%)  
Lightweight  
ProFlex rubber  
Multi-color injection  
Recycled aluminum badging  
6-base curvature

The Zeal Duskwing marks a new dawn in style and function. This small-fit shape blends a mix of wayfarer inspiration with butterfly lift. Add in a slight wrap, both horizontally and vertically, and this stylish frame blocks ambient light from your eyes, but not the inspired looks of those around you.





# Mason

57 44 15 148

Rx Ready +3.00 to -5.50

### ELLUME POLARIZED

Ellume color filtration  
99.9% polarized efficiency  
Impact resistant  
Hardcoat  
Hydrophobic/Oleophobic\*

### Z-RESIN FRAME

Plant-based (minimum 45%)  
Lightweight  
ProFlex rubber  
Multi-color injection  
Recycled aluminum badging  
6-base curvature

Seamlessly blending fashion and function with its square lenses and subtle curves, Mason is built to be your go-to workhorse for every job, ride or mission. Packing splashes of color with multi-color injection and poppy ProFlex hits, Mason keeps it business in the front and party in the back. Incredibly lightweight 45% plant-based Z-Resin frames get the job done and keep the footprint minimal, while Ellume Polarized lenses provide crystal-clear clarity.



**Deep Ocean, 12590**  
Ellume Polarized Horizon Blue\*



**Tortoise Fade, 12591**  
Ellume Polarized Copper



**Olive Fade, 12592**  
Ellume Polarized Dark Grey



**Gloss Black, 12593**  
Ellume Polarized Dark Grey



# Avon

52 42 20 149

Rx Ready +3.00 to -6.50

### ELLUME POLARIZED

Ellume color filtration  
99.9% polarized efficiency  
Impact resistant  
Hardcoat  
Hydrophobic/Oleophobic\*

### Z-RESIN FRAME

Plant-based (minimum 45%)  
Lightweight  
ProFlex rubber  
Multi-color injection  
6-base curvature

Much like the Colorado town that is its namesake, Avon is an ode to the classic, but with a style all its own. Avon is the perfect partner for the everyday adventure seeker with its smooth lines and subtle color pops that bring an unexpected look that works perfectly in balance with its functionality. Whether you're heading to the campsite or the coffee shop, Avon won't miss a beat.



**Matte Black, 12581**  
Auto Sun



**Matte Black, 11846**  
Ellume Polarized Dark Grey



**Fern, 11847**  
Ellume Polarized Copper



**Chestnut, 11848**  
Ellume Polarized Copper



**Amethyst, 11849**  
Ellume Polarized Horizon Blue\*



# Capitol

57 48 19 135

Rx Ready +3.00 to -4.50

### ELLUME POLARIZED

Ellume color filtration  
99.9% polarized efficiency  
Impact resistant  
Hardcoat

### Z-RESIN FRAME

Plant-based (minimum 45%)  
Lightweight  
ProFlex rubber  
Multi-color injection  
6-base curvature

At the confluence of form, function and chiseled beauty lies the Zeal Capitol. Inspired by Colorado's Capitol Peak, soaring over 14,000 feet and girded by a knife ridge, Capitol holds sway over some of the most magnificent views from the valley floor the West has to offer. The Capitol lets vistas explode, as you protect the outdoor playgrounds that inspire you to constantly explore more.



**Matte Tortoise, 11317**  
Ellume Polarized Copper



**Matte Black, 11376**  
Ellume Polarized Dark Grey



# Alma

56 39 17 126

Rx Ready +3.00 to -5.50

### ELLUME POLARIZED

Ellume color filtration  
99.9% polarized efficiency  
Impact resistant  
Hardcoat  
Hydrophobic/Oleophobic\*

### Z-RESIN FRAME

Plant-based (minimum 45%)  
Lightweight  
ProFlex rubber  
Multi-color injection  
Recycled aluminum badging  
8-base curvature

Located just outside Breckenridge, Alma blends the pomp of a mountain ski town with access to wild places just outside its door. The Alma's lightweight, small-fit wrap frame is your companion on your next hike, bike or run, while its rectangular lenses add a stylish look that's ready for the watering hole at the end.



**Cerulean, 12033**  
Ellume Polarized Copper



**Hazel, 12034**  
Ellume Polarized Dark Grey



**Sapphire Tortoise, 12035**  
Ellume Polarized Dark Grey



**Black Mirror, 12036**  
Ellume Polarized Horizon Blue\*



# Dawn

53 44 20 140

Rx Ready +3.00 to -6.50

### ELLUME POLARIZED

Ellume color filtration  
99.9% polarized efficiency  
Impact resistant  
Hardcoat

### Z-RESIN FRAME

Plant-based (minimum 45%)  
Lightweight  
ProFlex rubber  
Asian Fit Compatible  
4-base curvature

The day's adventures rise with the sun. From alpine starts to sunsets on the deck, the Zeal Dawn sunglass is with you every step of the way. Taking its styling inspiration from classic retro lines and its technical cues from Zeal's expertise in progressive, durable and sustainable performance, Dawn will capture every moment of your day with more color, and less pollution.



**Matte Tortoise, 11858**  
Ellume Polarized Copper



**Black Tortoise, 11861**  
Ellume Polarized Dark Grey



# Radium

56.5 44 18 140

Rx Ready +3.00 to -4.50

### ELLUME POLARIZED

Ellume color filtration  
99.9% polarized efficiency  
Impact resistant  
Hardcoat  
Hydrophobic/Oleophobic\*

### Z-RESIN FRAME

Plant-based (minimum 45%)  
Lightweight  
ProFlex rubber  
Multi-color injection  
6-base curvature

Before the snowmelt and rains of the high-country slip onto the Colorado Plateau, they run by Radium Hot Springs, long touted for its healing properties, Radium has become a destination for adventure seekers, fishers, rafters, kayakers and cliff jumpers. Inspired by this special place, Zeal Optics Radium sunglasses are your partner in the search for what's around the next bend, and for kicking back and relaxing in your favorite spots.



**Matte Black, 11433**  
Ellume Polarized Dark Grey



**Atlantic Blue, 11435**  
Ellume Polarized Horizon Blue\*



**Matte Brick, 11546**  
Ellume Polarized Rose



# Tracker

62 43 18 130

Rx Ready +3.00 to -3.50

### ELLUME POLARIZED

Ellume color filtration  
99.9% polarized efficiency  
Impact resistant  
Hardcoat

### Z-RESIN FRAME

Plant-based (minimum 45%)  
Lightweight  
ProFlex rubber  
8-base curvature

Leading the pack is never easy. To cut a new path is never guaranteed, but for you, a Tracker, you trust in your instincts. Feel the direction and explore, because the journey is the destination and Tracker is your essential tool for pushing beyond and exploring new boundaries.



**Tactical Black, 10959**  
Ellume Polarized Dark Grey



# Drifter

57.5 40 17 130

Rx Ready +3.00 to -4.50

### ELLUME POLARIZED

Ellume color filtration  
99.9% polarized efficiency  
Impact resistant  
Hardcoat

### Z-RESIN FRAME

Plant-based (minimum 45%)  
Lightweight  
ProFlex rubber  
Multi-color injection  
8-base curvature

Born with an innate sense of adventure, Drifter begs for exploration on the open road or trail. Drifter's plant-based frame, made from a minimum of 45% castor-bean resin, help protect the wild places where Drifter finds itself at home by reducing its environmental footprint. From fly-fishing and hiking, to mountain biking and searching for the perfect surf break, Drifter will be by your side as you #ExploreMore on the road of life.



**Matte Black Azure, 11320**  
Ellume Polarized Dark Grey



# Ande



**Rx Ready** +3.00 to -6.50

### ELLUME POLARIZED

Ellume color filtration  
99.9% polarized efficiency  
Impact resistant  
Hardcoat

### Z-RESIN FRAME

Plant-based (minimum 45%)  
Lightweight  
ProFlex rubber  
Multi-color injection  
6-base curvature

Meet Ande, inspired by the mountains and the passion of those who love to explore them. Ande's cat-eye shape has style for the everyday and boldness for any ascent. Ellume Polarized lenses protect your eyes and triple-injected, 45% plant-based Z-Resin frames not only create unique colors, but also align with our commitment to use less without compromising your footprints on the trail. When sacrificing style for function isn't an option, turn to Ande.



**High Tide, 11834**  
Ellume Polarized Dark Grey



**Huckleberry, 11835**  
Ellume Polarized Dark Grey



# Ridgway



**Rx Ready** +3.00 to -5.50

### ELLUME POLARIZED

Ellume color filtration  
99.9% polarized efficiency  
Impact resistant  
Hardcoat

### Z-RESIN FRAME

Plant-based (minimum 45%)  
Lightweight  
ProFlex rubber  
6-base curvature

The town of Ridgway stands as the gateway to the majestic San Juan Mountains. Designed to embody the grit and adventurer spirit of this place, the Ridgway makes sure you are ready for what lies ahead.



**Matte Black, 11684**  
Ellume Polarized Dark Grey



**Matte Khaki, 11685**  
Ellume Polarized Copper



# Bennett



**Rx Ready** +3.00 to -4.50

### ELLUME POLARIZED

Ellume color filtration  
99.9% polarized efficiency  
Impact resistant  
Hardcoat

### Z-RESIN FRAME

Plant-based (minimum 45%)  
Lightweight  
ProFlex rubber  
6-base curvature

Full of possibilities, Bennett will have all eyes on you from street to summit. The keyhole bridge and 6-base cat eye frame make Bennett a classic choice for your next adventure.



**Lilac Tortoise, 11535**  
Ellume Polarized Rose



# Rampart



**Rx Ready** +3.00 to -3.50

### ELLUME POLARIZED

Ellume color filtration  
99.9% polarized efficiency  
Impact resistant  
Hardcoat

### Z-RESIN FRAME

Plant-based (minimum 45%)  
Lightweight  
ProFlex rubber  
8-base curvature

Sometimes 15 minutes is all that separates the trailhead and the brewery. With the Rampart, you don't have to change up your style. The full-wrap frame and ProFlex rubber keeps these on your face during any adventure and the classic styling goes well with every happy hour.



**Gloss Black, 11743**  
Ellume Polarized Dark Grey



**Gloss Torched Woodgrain, 11744**  
Ellume Polarized Copper



## Essential

58 39 19 128

**Rx Ready** +3.00 to -4.50

### ELLUME POLARIZED

Ellume color filtration  
99.9% Polarized  
Impact resistant  
Hardcoat

### Z-RESIN FRAME

Plant-based (minimum 45%)  
Lightweight  
ProFlex rubber  
8-base curvature

The Essential is just that. Anytime, anywhere, the Essential ensures that style is just as important as functionality. The Essential's updated wayfarer styling is just right for today, and it's timeless shape has made this one of Zeal's best sellers of all time.



**Shiny Demi Tortoise, 10005**  
Ellume Polarized Copper



**Matte Black, 10394**  
Ellume Polarized Dark Grey



**Navy Blue, 11064**  
Ellume Polarized Dark Grey



## Snapshot

62 37.5 18 128

**Rx Ready** +3.00 to -3.50

### ELLUME POLARIZED

Ellume color filtration  
99.9% polarized efficiency  
Impact resistant  
Hardcoat  
Hydrophobic/Oleophobic\*

### Z-RESIN FRAME

Plant-based (minimum 45%)  
Lightweight  
ProFlex rubber  
8-base curvature

The Snapshot was born in the garage. Built to work as hard as you do, this frame combines a full wrap for total protection with classic lines that define it. Snapshot is a shout out to some of the early SoCal gearheads. These sunglasses are meant for long days when you work hard, and play harder.



**Matte Black, 10395**  
Ellume Polarized Dark Grey



**Harbor Grey, 11031**  
Ellume Polarized Horizon Blue\*

**SUMMI**  
COLLECTION

## Z-LITE COLLECTION



## NEW Kittredge

58 42 17 135

**Rx Ready** +3.00 to -5.50

### ELLUME POLARIZED

Ellume color filtration  
99.9% polarized efficiency  
Impact resistant  
Hardcoat  
Hydrophobic/Oleophobic\*

### Z-LITE FRAME

Plant-based Z-Resin (minimum 45%)  
Z-Lite thin injection  
Ultra lightweight  
ProFlex rubber  
Asian Fit Compatible  
6-base curvature

Kittredge, true to its namesake, epitomizes a blend of innovation, technology, and a spirit of exploration. With classic styling and an amazingly lightweight frame, Kittredge is a seamless option for those who seek a perfect balance between form and function.



**Matte Black, 12820**  
Ellume Polarized Dark Grey



**Matte Brown Havana, 12821**  
Ellume Polarized Copper



**Shiny Ocean Blue, 12822**  
Ellume Polarized Horizon Blue\*



**Matte Grey Jay Fade, 12823**  
Ellume Polarized Phoenix\*



## Campo

53 42 20 141

**Rx Ready** +3.00 to -6.50

### ELLUME POLARIZED

Ellume color filtration  
99.9% polarized efficiency  
Impact resistant  
Hardcoat  
Hydrophobic/Oleophobic\*

### Z-LITE FRAME

Plant-based Z-Resin (minimum 45%)  
Z-Lite thin injection  
Ultra lightweight  
ProFlex rubber  
Asian Fit Compatible  
4-base curvature

Much like the town of Campo, Colorado; this sunglass style is a perfect mix of charming, modern and tried and true. With an extremely lightweight frame, classic styling, surprising durability and the technical features to keep up on any adventure, there's a reason that Campo is one of our all-time best-sellers.



**Matte Black, 11664**  
Ellume Polarized Dark Grey



**Maple, 11665**  
Ellume Polarized Copper



**Glacier, 11666**  
Ellume Polarized Horizon Blue\*



**Matte Tortoise, 11672**  
Ellume Polarized Rose



## Nucla

60 42 17 126

**Rx Ready** +3.00 to -5.50

### ELLUME POLARIZED

Ellume color filtration  
99.9% polarized efficiency  
Impact resistant  
Hardcoat  
Hydrophobic/Oleophobic\*

### Z-LITE FRAME

Plant-based Z-Resin (minimum 45%)  
Z-Lite thin injection  
Ultra lightweight  
Adjustable nose pads  
ProFlex rubber  
Camloc hinge  
Asian Fit Compatible  
8-base curvature

Whether you're heading to the beach, a bike ride, or just hanging out with friends around town, Nucla is your partner in adventure. While it's built to perform on the trails and roads of life, Nucla never compromises on style so you can go from a run or ride to relaxing poolside without missing a beat.



**Gloss Black, 12021**  
Ellume Polarized Dark Grey



**Plum Gloss, 12022**  
Ellume Polarized Dark Grey



**Gloss Tokyo Tortoise, 12023**  
Ellume Polarized Copper



**Ocean, 12024**  
Ellume Polarized Horizon Blue\*



## Incline

61 42 17 135

**Rx Ready** +3.00 to -4.50

### ELLUME POLARIZED

Ellume color filtration  
99.9% polarized efficiency  
Impact resistant  
Hardcoat  
Hydrophobic/Oleophobic\*

### Z-LITE FRAME

Plant-based Z-Resin (minimum 45%)  
Z-Lite thin injection  
Ultra lightweight  
ProFlex rubber  
Camloc hinge  
8-base curvature

We find many things in the mountains: solitude, beauty, inspiration - and the thrill of gravity. Inspired by the pursuit of downhill adventure, and the beauty of the mountains, Incline is designed to be your partner for all-day descents. We believe you need to earn your turns, so we've taken our 45% plant-based Z-Resin to a new level of lightness with our Z-Lite thin injection process to bring you a sunglass that's so light, you'll forget it's there.



**Tortoise, 12578**  
Auto Sun



**Matte Smoke, 11422**  
Ellume Polarized Horizon Blue\*



**Matte Fatigue, 11424**  
Ellume Polarized Dark Grey



**Matte Black, 11425**  
Ellume Polarized Dark Grey



WILLOW



## Willow

55.5 51 21 143

**Rx Ready** +3.00 to -5.50

### ELLUME POLARIZED

Ellume color filtration  
99.9% polarized efficiency  
Impact resistant  
Hardcoat  
Hydrophobic/Oleophobic\*

### Z-LITE FRAME

Z-Resin Plant-based (minimum 45%)  
Z-Lite thin injection  
Ultra lightweight  
ProFlex rubber  
Camloc hinge  
Asian Fit Compatible  
6-base curvature

Sway with the breeze and go wherever the day takes you in Willow. This oversized cat-eye style marries fashion with function so you can look good and play hard. Featuring our 45% plant-based Z-Lite frame material, Willow weighs in at less than an ounce.



**Marble Fade, 12697**  
Ellume Polarized Dark Grey



**Red Tortoise, 12695**  
Ellume Polarized Copper



**Navy Tortoise, 12694**  
Ellume Polarized Horizon Blue\*



**Raspberry Fade, 12696**  
Ellume Polarized Dark Grey





## Magnolia

58 47 18 135

**Rx Ready** +3.00 to -5.50

### ELLUME POLARIZED

Ellume color filtration  
99.9% polarized efficiency  
Impact resistant  
Hardcoat

### Z-LITE FRAME

Plant-based Z-Resin (minimum 45%)  
Z-Lite thin injection  
Ultra lightweight  
ProFlex rubber  
Camloc hinge  
6-base curvature

We are drawn to the woods. The sweet scent of adventure beckons, and the waft of Magnolia leads us to go the extra mile on every run, hike or ride. With our Z-Lite thin injection process, this ultra lightweight sunglass frame lets you push on and focus on the view ahead through our Ellume Polarized lenses, while our ProFlex rubber inlays keep your glasses in place no matter how strenuous the trail ahead is.



**Matte Tortoise, 12579**  
Auto Sun



**Smoke Tortoise, 11427**  
Ellume Polarized Dark Grey



**Plum Gloss, 11429**  
Ellume Polarized Dark Grey



## Lolo

51 42 24 143

**Rx Ready** +3.00 to -6.50

### ELLUME POLARIZED

Ellume color filtration  
99.9% polarized efficiency  
Impact resistant  
Hardcoat  
Hydrophobic/Oleophobic\*

### Z-LITE FRAME

Plant-based Z-Resin (minimum 45%)  
Z-Lite thin injection  
Ultra lightweight  
ProFlex rubber  
Camloc hinge  
Asian Fit Compatible  
4-base curvature

Named for historic Lolo Pass, which connects Idaho and Montana high in the Bitterroot Mountains, the new Lolo sunglass from Zeal Optics seamlessly connects the brand's passions for function, fashion and sustainability in a style that will inspire you to explore more. Look good, play hard in Lolo.



**Blue Marble, 11984**  
Ellume Polarized Dark Grey



**Matte Midnight, 11985**  
Ellume Polarized Horizon Blue\*



**Gloss Maple, 11986**  
Ellume Polarized Copper



**Poppy, 11987**  
Ellume Polarized Copper



## Paonia

50 47 22 141

**Rx Ready** +3.00 to -6.50

### ELLUME POLARIZED

Ellume color filtration  
99.9% polarized efficiency  
Impact resistant  
Hardcoat  
Hydrophobic/Oleophobic\*

### Z-LITE FRAME

Plant-based Z-Resin (minimum 45%)  
Z-Lite thin injection  
Ultra lightweight  
ProFlex rubber  
Camloc hinge  
Asian Fit Compatible  
4-base curvature

Located on Colorado's Western Slope, Paonia has been a gateway for adventure for decades and is fast becoming known for its refined vineyards and wines. This combination of outdoor pursuits and a taste for life's finer pleasures inspires Zeal's Paonia, which blends fashion and function. Paonia's round lenses and Z-Lite frames come together for a stylish trail companion that weighs in at less than an ounce.



**Gloss Black, 12559**  
Ellume Polarized Horizon Blue\*



**Jade Fade, 12560**  
Ellume Polarized Dark Grey



**Cyan, 12561**  
Ellume Polarized Dark Grey



**Gloss Tokyo Tortoise, 12562**  
Ellume Polarized Copper



## Cam

58 46 15 146

**Rx Ready** +3.00 to -5.50

### ELLUME POLARIZED

Ellume color filtration  
99.9% polarized efficiency  
Impact resistant  
Hardcoat  
Hydrophobic/Oleophobic\*

### Z-LITE FRAME

Plant-based Z-Resin (minimum 45%)  
Z-Lite thin injection  
Ultra lightweight  
ProFlex rubber  
Camloc hinge  
Asian Fit Compatible  
4-base curvature

When rock climbing, the goal is to have every piece of protection you need, while keeping things as light as possible. This was the driving force in creating the Cam sunglass from Zeal Optics. Cam will stay in place for every bold move, whether on the rock, or just hanging at your next backyard BBQ. If you can, Cam can.



**Fern, 11988**  
Ellume Polarized Copper



**Mako, 11989**  
Ellume Polarized Dark Grey



**Matte Black, 11990**  
Ellume Polarized Horizon Blue\*



**Maple, 11991**  
Ellume Polarized Copper



Make a statement with Cleo. This chic frame features our Z-Lite thin injection technology, keeping it ultra-light yet big on style. Whether you're hitting the trail or the city streets, Cleo is your classic go-to.

## Cleo



**Rx Ready** +3.00 to -6.50

### ELLUME POLARIZED

Ellume color filtration  
99.9% polarized efficiency  
Impact resistant  
Hardcoat  
Hydrophobic/Oleophobic\*

### Z-LITE FRAME

Plant-based Z-Resin (minimum 45%)  
Z-Lite thin injection  
Ultra lightweight  
ProFlex rubber  
Asian Fit Compatible  
4-base curvature



**Matte Black, 11658**  
Ellume Polarized Dark Grey



**Matte Tortoise, 11659**  
Ellume Polarized Copper



**Ocean, 11660**  
Ellume Polarized Horizon Blue\*



Meet Boone, a light and timeless style that can keep up no matter where the day takes you. Designed for your inner, outdoor wild child, these Z-Lite frames are ready for every adventure. Weighing less than an ounce, the Boone is designed to be lighter and stronger, so you can go further on every outdoor adventure. Our goal is to create fashion-forward sunglasses styles, with amazing performance attributes, and we've outdone ourselves with Boone.

## Boone



**Rx Ready** +3.00 to -6.50

### ELLUME POLARIZED

Ellume color filtration  
Impact resistant  
Hardcoat  
Hydrophobic/Oleophobic\*

### Z-LITE FRAME

Plant-based Z-Resin (minimum 45%)  
Z-Lite thin injection  
Ultra lightweight  
ProFlex rubber  
Asian Fit Compatible  
4-base curvature



**Matte Black, 11655**  
Ellume Polarized Dark Grey



**Maple, 11656**  
Ellume Polarized Copper



**Matte Smoke, 11657**  
Ellume Polarized Horizon Blue\*



Long a hub for Rockies rail traffic, Minturn is nestled between the grandeur of Vail and Beaver Creek but has held its rugged mountain charm and is the trailhead for many a journey. Drawing on this town's heritage, Zeal's Minturn goes big on style and even bigger on function-driven elements.

## Minturn



**Rx Ready** +3.00 to -6.50

### ELLUME POLARIZED

Ellume color filtration  
99.9% polarized efficiency  
Impact resistant  
Hardcoat  
Hydrophobic/Oleophobic\*

### Z-LITE FRAME

Plant-based Z-Resin (minimum 45%)  
Z-Lite thin injection  
Ultra lightweight  
ProFlex rubber  
Camloc hinge  
Asian Fit Compatible  
4-base curvature



**Matte Black, 12555**  
Ellume Polarized Horizon Blue\*



**Olive Green, 12556**  
Ellume Polarized Dark Grey



**Russet, 12557**  
Ellume Polarized Copper



**Matte Tortoise, 12558**  
Ellume Polarized Copper



Situated at the base of the Sawatch Range of the Rocky Mountains along the banks of the Arkansas River, Salida has long been a gathering place for creatives and endurance athletes that march to their own eclectic beat. Inspired by these need to escape it all in your own way, Zeal's Salida sunglasses are built for speed with uncompromising style and function.

## Salida



**Rx Ready** +3.00 to -5.50

### ELLUME POLARIZED

Ellume color filtration  
99.9% polarized efficiency  
Impact resistant  
Hardcoat  
Hydrophobic/Oleophobic\*

### Z-LITE FRAME

Plant-based Z-Resin (minimum 45%)  
Z-Lite thin injection  
Ultra lightweight  
Adjustable nose pads  
ProFlex rubber  
Camloc hinge  
Asian Fit Compatible  
8-base curvature



**Gloss Black, 12017**  
Ellume Polarized Horizon Blue\*



**Gloss Smoke Tortoise, 12018**  
Ellume Polarized Dark Grey



**Campfire, 12019**  
Ellume Polarized Copper



**Alpine Ice, 12020**  
Ellume Polarized Horizon Blue\*

METALS COLLECTION



**NEW** Highline

51 42 21 145

**Rx Ready** +3.00 to -6.50

**ELLUME POLARIZED**

Ellume color filtration  
99.9% polarized efficiency  
Comprehensive Blue Light  
Filtration  
Impact resistant  
Hardcoat  
Hydrophobic/Oleophobic\*

**SEE GRASS FRAME**

Contains 30% plant-based  
& 10% recycled materials  
Lightweight  
4-base curvature  
Asian fit compatible

**METALS FRAME**

Stainless steel  
Ceramic nose pads

Much like walking a highline, this style delicately balances the combination of style and function. Bridging the gap and seamlessly connecting the Zeal Optics See Grass and Metals Collections, Highline marks a new era in sunglass materials and styling. Highline's unisex, classic shape harkens back to 60's styling.



**Granite-Matte Silver, 12734**  
Ellume Polarized Dark Grey



**Bluebird-Light Matte Silver, 12735**  
Ellume Polarized Dark Grey



**Brown-Matte Gunmetal, 12736**  
Ellume Polarized Copper



**Black Grain-Matte Black, 12737**  
Ellume Polarized Horizon Blue\*

METALS COLLECTION



Skyway

54.5 46 19 145

**Rx Ready** +3.00 to -6.50

**ELLUME POLARIZED**

Ellume color filtration  
99.9% polarized efficiency  
Impact resistant  
Hardcoat  
Hydrophobic/Oleophobic\*

**METALS FRAME**

Stainless steel  
Hexetate (BPA-free and minimally  
processed) temple tips  
Ceramic nose pads  
Ultra lightweight  
Asian Fit Compatible  
4-base curvature

Inspired by the thrill of driving the legendary San Juan Skyway and Million Dollar Highway, the new Skyway from Zeal Optics allows you to see every curve in the road or trail ahead in stunning clarity. This style is forged from stainless steel, Ellume Polarized lenses, Hexetate and ceramic nose pads, Skyway's small-to-medium fit, square lens design will inspire you wherever the road may lead.



**Matte Silver, 12723**  
Ellume Polarized Dark Grey



**Rose Gold, 12724**  
Ellume Polarized Dark Grey



**Gloss Silver, 12722**  
Ellume Polarized Horizon Blue\*



Hawker

59 48 14 145

**Rx Ready** +3.00 to -6.50

**ELLUME POLARIZED**

Ellume color filtration  
99.9% polarized efficiency  
Impact resistant  
Hardcoat  
Hydrophobic/Oleophobic\*

**METALS FRAME**

Stainless steel  
Hexetate (BPA-free and minimally  
processed) temple tips  
Ceramic nose pads  
Ultra lightweight  
Asian Fit Compatible  
4-base curvature

Channel your inner pilot with the stylish and sleek, sustainably-minded design of the new Hawker sunglass from Zeal Optics. The latest addition to the Metals Collection, Hawker's teardrop-shaped lenses and medium fit blend elegant design with exceptional details. Laser-etched, twisted temples, tortoise paddles and adjustable nose pads create a new take on the timeless aviator.



**Matte Black, 12719**  
Ellume Polarized Dark Grey



**Rose Gold, 12721**  
Ellume Polarized Copper



**Matte Silver, 12720**  
Ellume Polarized Horizon Blue\*



## Pescadero



**Rx Ready** +3.00 to -6.50

### ELLUME POLARIZED

Ellume color filtration  
99.9% polarized efficiency  
Impact resistant  
Hardcoat  
Hydrophobic/Oleophobic\*

### METALS FRAME

Stainless steel  
Hexetate (BPA-free and minimally processed) temple tips  
Ceramic nose pads  
Ultra lightweight  
Asian Fit Compatible  
4-base curvature



As the flagship in our Metals Collection, Pescadero is inspired by the ocean's swell and is the definition of style and functionality. Pescadero is crafted from recyclable stainless steel that's durable and ultra light, and is Zeal's eco-focused take on classic aviator style. From the laser-cut logos in the temples, to the Hexetate temple tips, to the adjustable ceramic nose pads, Pescadero's medium/large frame impresses with its comfort, details and design.



**Black, 12006**  
Ellume Polarized Dark Grey



**Gold, 12007**  
Ellume Polarized Copper



**Silver, 12008**  
Ellume Polarized Horizon Blue\*

## Shipstern



**Rx Ready** +3.00 to -6.50

### ELLUME POLARIZED

Ellume color filtration  
99.9% polarized efficiency  
Impact resistant  
Hardcoat  
Hydrophobic/Oleophobic\*

### METALS FRAME

Stainless steel  
Hexetate (BPA-free and minimally processed) temple tips  
Ceramic nose pads  
Ultra lightweight  
Asian Fit Compatible  
4-base curvature



With commanding views and inspiring style, Shipstern goes big on comfort, quality and thoughtful features in a small-fit aviator shape. Crafted from incredibly light and durable stainless steel and finished with Hexetate temple tips, Shipstern is defined by its attention to detail. The unique, twisted temples feature laser-cut logos and the adjustable ceramic nose pads provide a custom fit for all.



**Black, 12009**  
Ellume Polarized Dark Grey



**Gold, 12010**  
Ellume Polarized Copper



**Silver, 12011**  
Ellume Polarized Horizon Blue\*

## Fillmore



**Rx Ready** +3.00 to -6.50

### ELLUME POLARIZED

Ellume color filtration  
99.9% polarized efficiency  
Impact resistant  
Hardcoat  
Hydrophobic/Oleophobic\*

### METALS FRAME

Stainless steel  
Hexetate (BPA-free and minimally processed) temple tips  
Ceramic nose pads  
Ultra lightweight  
Asian Fit Compatible  
4-base curvature



San Francisco's Fillmore Auditorium has long been a cultural and musical epicenter for setting trends that ripple around the globe and the new Fillmore from Zeal Optics is taking up that banner for change on the sunglass front. This oversized, geometric Metal style is crafted from groundbreaking materials down to its every last detail.



**Black Gloss, 12717**  
Ellume Polarized Horizon Blue\*



**Rose Gold, 12716**  
Ellume Polarized Copper



**Gloss Silver, 12718**  
Ellume Polarized Dark Grey

## Easterly



**Rx Ready** +3.00 to -6.50

### ELLUME POLARIZED

Ellume color filtration  
99.9% polarized efficiency  
Impact resistant  
Hardcoat  
Hydrophobic/Oleophobic\*

### METALS FRAME

Stainless steel  
Hexetate (BPA-free and minimally processed) temple tips  
Ceramic nose pads  
Ultra lightweight  
Asian Fit Compatible  
4-base curvature



Drifting in like a breath of fresh air, Easterly's round, geometric lenses hearken back to classic styles from the '60s while its features and construction mark a new day in technology in this small/medium-fit addition to our Metals Collection. Formed from recyclable stainless steel, its frame is accented with eco-friendly Hexetate temple tips and adjustable ceramic nose pads to customize its fit.



**Black, 12012**  
Ellume Polarized Dark Grey



**Gold, 12013**  
Ellume Polarized Copper



**Silver, 12014**  
Ellume Polarized Horizon Blue\*

SEE-GRASS COLLECTION



## Cumulus

55 43 20 135

**Rx Ready** +3.00 to -6.50

### ELLUME POLARIZED

Ellume color filtration  
99.9% polarized efficiency  
Impact resistant  
Hardcoat  
Hydrophobic/Oleophobic\*

### SEE-GRASS FRAME

Contains 30% plant-based & 10% recycled materials  
Lightweight  
ProFlex rubber  
6-base curvature

Calling all fun-loving adventure seekers, Cumulus is your new partner for all-day play or just watching the clouds go by. This medium fit, Wayfarer-esque See Grass style contains 10% recycled plastic to keep its footprint as light as the clouds above, while its Ellume Polarized lenses let you see the world around you in startlingly crisp colors, with unrivaled clarity and contrast.



**Black Grain, 12682**  
Ellume Polarized Dark Grey



**Leaf, 12684**  
Ellume Polarized Copper



**Midnight, 12683**  
Ellume Polarized Horizon Blue\*



**Sky, 12685**  
Ellume Polarized Dark Grey



## Hondo

54 38 18 145

**Rx Ready** +3.00 to -6.50

### ELLUME POLARIZED

Ellume color filtration  
99.9% polarized efficiency  
Impact resistant  
Hardcoat  
Hydrophobic/Oleophobic\*

### SEE-GRASS FRAME

Contains 30% plant-based & 10% recycled materials  
Lightweight  
ProFlex rubber  
Asian Fit Compatible  
4-base curvature

Throwback to the future with Hondo's wide, angular fashion-forward design, while tapping into See Grass's revolutionary frame material. See Grass contains 10% recycled plastic and 30% grass fibers to create a unique, durable frame with a reduced footprint, allowing you to reuse, regrow and reimagine what a sunglass can be.



**Black Grain, 12678**  
Ellume Polarized Horizon Blue\*



**Surf, 12679**  
Ellume Polarized Dark Grey



## Northwind

56 40 17 145

**Rx Ready** +3.00 to -6.50

### ELLUME POLARIZED

Ellume color filtration  
99.9% polarized efficiency  
Impact resistant  
Hardcoat  
Hydrophobic/Oleophobic\*

### SEE-GRASS FRAME

Contains 30% plant-based & 10% recycled materials  
Lightweight  
ProFlex rubber  
Asian Fit Compatible  
4-base curvature

Blowing in from the future of sunglasses, Northwind brings a head-turning look to the Zeal See Grass collection. With unique color patterns in every frame thanks to the 30% infused grasses, and the mind blowing color, clarity and contrast that the Ellume Polarized lenses lend, Northwind blows the doors off what you thought a sunglass could be.



**Moss, 12029**  
Ellume Polarized Copper



**Agate, 12030**  
Ellume Polarized Horizon Blue\*



**Midnight, 12031**  
Ellume Polarized Dark Grey



**Black Grain, 12032**  
Ellume Polarized Horizon Blue\*



SEE-GRASS COLLECTION



## Calistoga

51 43 21 135

Rx Ready +3.00 to -6.50

### ELLUME POLARIZED

Ellume color filtration  
99.9% polarized efficiency  
Impact resistant  
Hardcoat  
Hydrophobic/Oleophobic\*

### SEE-GRASS FRAME

Contains 30% plant-based & 10% recycled materials  
Lightweight  
ProFlex rubber  
Asian Fit Compatible  
4-base curvature

Springing forth from a focus on function and fashion, Calistoga quickly became a staple in Zeal's See Grass Collection. Its fashion-forward, medium-fit frame features a keyhole bridge and contains recycled plastic and agricultural grasses.



## Divide

57 44.5 18 135

Rx Ready +3.00 to -5.50

### ELLUME POLARIZED

Ellume color filtration  
99.9% polarized efficiency  
Impact resistant  
Hardcoat  
Hydrophobic/Oleophobic\*

### SEE-GRASS FRAME

Contains 30% plant-based & 10% recycled materials  
Lightweight  
ProFlex rubber  
6-base curvature

Bridging the gap between fashion and function, the Divide sets the bar for what a sunglass can be. Crafted from Zeal's proprietary See Grass, Divide's frame contains 10% recycled plastics and 30% grass fibers for a unique look and feel in an incredibly durable frame to ensure a perfect adventure partner whether you're out on the Continental Divide Trail or grilling in the backyard.



**Granite, 12025**  
Ellume Polarized Dark Grey



**Lichen, 12026**  
Ellume Polarized Copper



**Midnight, 12027**  
Ellume Polarized Horizon Blue\*



**Brick, 12028**  
Ellume Polarized Dark Grey



**Black Grain, 11838**  
Ellume Polarized Dark Grey



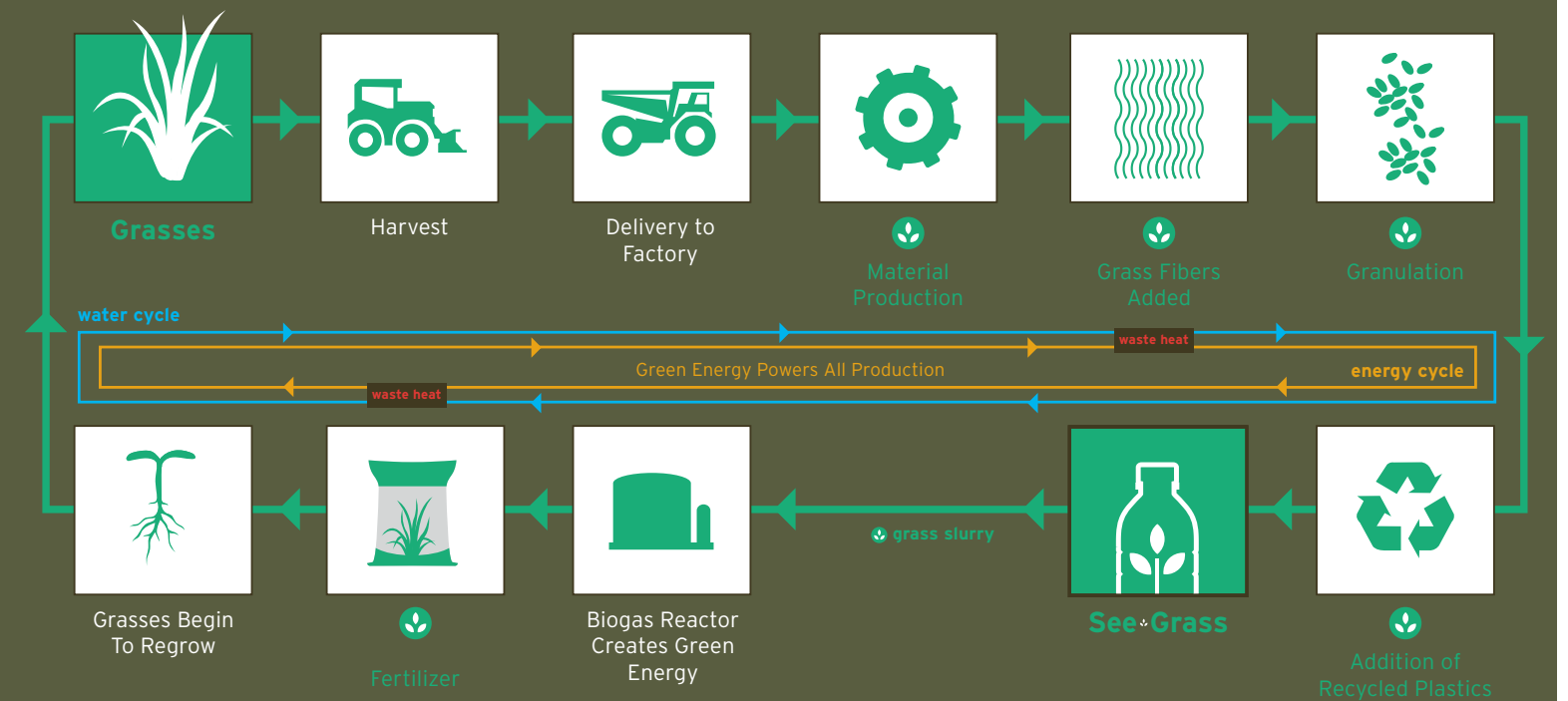
**Midnight, 11839**  
Ellume Polarized Horizon Blue\*

## SEE-GRASS CLOSED-LOOP SYSTEM\*

### RECYCLED PLASTIC + GRASS FIBER + BIO GAS = SUNGLASSES REIMAGINED.

Zeal Optics See Grass frames combine 10% recycled plastics and 30% grass fibers, produced in a closed-loop system. This fibrous base is combined with recycled plastics to reuse waste material and keep it out of landfills. See Grass allows us to create beautiful, durable sunglass frames, each of which is unique, while finding alternative uses for what was previously considered trash and byproducts.

\*See Grass is produced at a closed-loop German biorefinery where the fibrous grasses are grown and mixed with pre-consumer recycled plastics from healthcare, pharmaceutical and cosmetic applications. The process is powered by a methane turbine that runs on decomposing organic matter and, in turn, creates fertilizer to grow the grasses, without generating any wastewater or byproducts.



\*Courtesy of Biowert

# THE AUTO SUN COLLECTION

## FROM DAWN 'TIL DUSK

Zeal Optics proudly presents eight of its top-selling active lifestyle frames in the Auto Sun Collection. Similar to Zeal's legendary Automatic+ snow goggles, Auto Sun combines premium polarization with photochromic technology to provide exceptional and consistent color, clarity and contrast regardless of the day's light and weather conditions. This lens is ideal for all-day adventures, where you'll be in and out of the shade, and it's a staff and Athlete favorite for activities such as golfing, fishing, jogging, cycling and even driving. Previously available in a very select group of frames, it's time to share the Auto Sun revolution with faces of all shapes and sizes!



**VLT: 28-15%**

Designed for long days outside in changing light conditions, Auto Sun's photochromic technology automatically adjusts from a low-light, bright yellow with a 28% Visual Light Transmission (VLT), to a high visibility persimmon with a 15% VLT for sunny conditions.



**Confluence, 12819**  
Matte Brown/Ocher



**Brewer, 12580**  
Matte Woodgrain



**Incline, 12578**  
Tortoise



**Magnolia, 12579**  
Matte Tortoise



**Avon, 12581**  
Matte Black



**Caddis, 12582**  
Matte Black



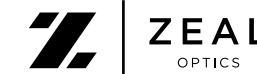
**Manitou, 11662**  
Ash



**Sable, 12583**  
Matte Black

NEW

# INTRODUCING THE OPEN HEARTS COLLECTION



Zeal Optics and Denver-based artist Pat Milbery have teamed up to create Zeal Optics' first-ever sunglass artist collaboration, which will evolve into a goggle collaboration for the '24/25 season, The Open Hearts Collection.

The Open Hearts Collection features a bright new take on some of Zeal Optics' most classic frames. Milbery—a pro-snowboarder turned artist and mental health advocate—draws inspiration for his imaginative geometric landscapes and uplifting color palettes from mother nature herself.

The Open Hearts Sunglass Collection includes four different colorways of Zeal Optics' Windsor and Crowley styles.

A donation of \$5 USD from each Open Hearts Collection frame will be donated to local organizations focused on providing access to the power of outdoor adventures and bringing nature into urban environments through tree plantings including: SOS Outreach/USA, Tree Canada/Canada, Planet Ark/Australia, and Tree-Nation/Europe.



**CROWLEY**  
River  
12742



**CROWLEY**  
Black Sea  
12743



**WINDSOR**  
Platform  
12744



**WINDSOR**  
Rapids  
12745

### 4-PIECE MINIMUM BUY IN

- Comes with two 2-tier with custom designed magnets and a QR code providing ease of access to product overview
- Each style is packaged in a recyclable box with a custom sticker and a custom Open Hearts 100% rPET cleaning pouch
- Zeal will donate \$5 from each pair sold to global nonprofits

## ABOUT THE ARTIST

Giving back to the community and spreading positivity through art that's accessible to everyone, Pat Milbery has created over 200 murals and installations, the majority of which reside in the public realm. Learn more at [patmilbery.com](http://patmilbery.com)





# ADVENTURE READY 2.GO

PROPRIETARY SPORTS-SPECIFIC  
POLARIZED PRESCRIPTION LENSES

Welcome to the evolution of Zeal Optics' premium polarized, prescription Adventure Ready lenses. Designed for your active life outdoors, our new 2.GO prescription lenses feature backside digital compensation for crystal clear focus for any activity. Zeal's proprietary lens is specifically designed to keep objects in the distance in perfect focus for sports across the entire lens, including in larger wrap styles, while enhancing your near vision in our progressive options, specifically for reading digital screens while on the go or a book while relaxing on the beach.

## Our Polarized Prescription Program

### OUR PROMISE

We strive to make Zeal Optics frames with your prescription and for your lifestyle. Every 2.GO prescription lens is digitally compensated to ensure the highest accuracy and optically efficient prescription possible for life outdoors.

Zeal Optics prescription sunglasses are built with superior polarized protection, color filtration and impact resistance for an unsurpassed custom optical experience.

### OUR WARRANTY

- ✓ 2-year manufacturer's warranty on frame
- ✓ 1-year, 1-time frontside lens scratch replacement program
- ✓ Temple and nose pad replacements for life of frame

### RX FEATURES

- ✓ Sport-specific design for exceptional visual clarity across the entire lens during any adventure
- ✓ Backside digitally compensated lens surfacing increases overall visual comfort.
- ✓ 99.9% polarized polycarbonate lens
- ✓ Backside Anti-Reflective coating
- ✓ Front & backside Hydro/Oleo coating
- ✓ Front & backside hardcoat
- ✓ 1/100th diopter of accuracy
- ✓ Zeal's name stamped on lens to certify authenticity

### OUR DIGITAL RX LAB

We produce all prescription orders at the Maui Jim lab in Peoria, IL, USA. Our 25,000-square foot state-of-the-art Digital Rx lab receives high praises from around the globe for unmatched turn times, the highest quality and dedicated hands-on customer care.

### A CLOSED-LOOP FACILITY

As part of our commitment to sustainability, we produce all prescription lenses in our closed-loop lab, which recycles all fluids and lens shavings. To date, we've kept nearly 100 tons of waste from entering landfills.

## ZEAL OPTICS POLARIZED RX LENSES



DARK GREY

9% VLT | CATEGORY 3

Reduces the intensity of bright sun and heavy glare so you see richer, truer color.



COPPER

14% VLT | CATEGORY 3

Enhances contrast in everyday and variable light conditions so you see greens, reds and blues more vividly.



HORIZON BLUE

12% VLT | CATEGORY 3

A blue mirror is applied to Ellume Polarized Copper, slightly decreasing VLT, and enhancing contrast in everyday and variable light conditions so you see greens, reds and blues more vividly.



ROSE

15% VLT | CATEGORY 3

A high-contrast lens with superior depth perception and depth of field for everyday conditions.



**NEW** PHOENIX

14% VLT | CATEGORY 3

A high-contrast, high-transmission lens, providing a unique look and enhancing colors in varied light conditions for superior depth perception.



Zeal Optics is a proud part of the Maui Jim family.



# PLANO SUNGLASS TECHNOLOGY OVERVIEW

## LENS FEATURES



**ELLUME POLARIZED**  
DARK GREY  
9% VLT | CATEGORY 3  
Available in Rx



**ELLUME POLARIZED**  
HORIZON BLUE\*  
12% VLT | CATEGORY 3  
Available in Rx



**ELLUME POLARIZED**  
COPPER  
14% VLT | CATEGORY 3  
Available in Rx



**ELLUME POLARIZED ROSE**  
25% VLT | CATEGORY 2  
Available in Rx



**NEW ELLUME POLARIZED PHOENIX\***  
24% VLT | CATEGORY 2  
Available in Rx



**AUTO SUN†**  
28-15% VLT | CATEGORY 2-3  
Not available in Rx



**HARDCOAT**  
Our hardcoat adds a scratch-resistant layer for maximum protection against everyday wear.



**IMPACT RESISTANT**  
All Zeal lenses exceed ANSI standards for excellent impact resistance ensuring that no matter your adventure, you're protected.



**HYDRO/OLEO COATING**  
Applied to the front and backside of the lens to repel water, dirt and oil, keeping your lens clean and clear in all conditions.  
*\*Included on Horizon Blue and Phoenix lenses.*



**BACKSIDE AR**  
Backside Anti-Reflective Coating absorbs harmful UV and reflected light coming from behind, enhancing clarity and eliminating eye fatigue  
*\*Select styles.*

## FRAME FEATURES

### ASIAN FIT/LOW-BRIDGE COLLECTION

Our Asian Fit Sunglass Collection was tested and selected for those with high cheekbones, wider faces and lower nose bridges. This collection features a mix of flatter, wider frames, adjustable nose pads, longer temples and light-weight frames to ensure a perfect fit.



### PROFLEX RUBBER

This unique material is injected into various parts of the frame to provide a soft, non-slip hold. ProFlex withstands extreme hot and cold temperatures so your sunglasses stay in place no matter what the day brings. *Select styles.*

### Z-LITE

Z-Lite uses our Z-Resin frame material with a thin injection process for an ultra-lightweight, durable sunglass for complete versatility no matter the activity. *Select styles.*

### HIDDEN SPRING HINGE

Innovative tooling allows us to place the spring hinge inside the body of the temple for a comfortable fit and flexibility to complement an active lifestyle. *Select styles.*

### CAMLOC HINGE

Camloc is our custom two-stage hinge that helps prevent lens scratching by locking your temples in place whether they are open or closed. This keeps them from rubbing against the lenses when you're not wearing them. *Select styles.*

### ADJUSTABLE NOSE PADS

These three-dimensionally adjustable nose pads feature a durable wire core embedded in our award-winning ProFlex rubber, creating a custom fit for any bridge that will stay in place no matter how you put your glasses to the test. *Select styles.*

### BASE CURVE

Base curve defines how much curve a frame has. The higher the number, the more wrap the frame offers. 4-base lays flat on the face, 6-base are slightly curved and 8-base styles provide more of a wrap.

### CERAMIC NOSE PADS

Engineered from a mixture of clay and earthen materials, our ceramic nose pads are hypoallergenic, easy to clean, incredibly durable and provide remarkable hold to keep your glasses from slipping in any weather condition or adventure. *Select Styles*

### MULTI-COLOR INJECTION


Our state-of-the-art injection process allows for double and triple colored frames, adding subtle pops of color. The material is colored prior to injection, ensuring it will not wear off. *Select styles.*

Style	FPD	Rx Parameters				A	B	DBL	Temple
Ace	73			+3.00 to -4.50		54	46	19	137
Ande	73				+3.00 to -6.50	58	45	15	140
Aspen	74			+3.00 to -5.50		57	43	17	135
Avon	72				+3.00 to -6.50	52	42	20	149
Bennett	72			+3.00 to -4.50		54	44.5	18	133
Big Timber	79	+3.00 to -3.50				62	43	17	120
Boone	73				+3.00 to -6.50	54	42	19	141
Brewer	76.5			+3.00 to -4.50		57.5	45.5	19	135
Caddis	78			+3.00 to -4.50		63	42	15	130
Cam	73			+3.00 to -5.50		58	46	15	143
Campo	73				+3.00 to -6.50	53	42	20	141
Capitol	76			+3.00 to -4.50		57	48	19	135
Cleo	75				+3.00 to -6.50	53	47	22	143
Cascade	78			+3.00 to -4.50		57	45	21	125
Confluence	80			+3.00 to -4.50		63	42	17	125
Crowley	71			+3.00 to -5.50		49	45	22	135
Cumulus	75				+3.00 to -6.50	55	43	20	135
Dawn	73				+3.00 to -6.50	53	44	20	140
Decker	81			+3.00 to -4.50		64	43	17	134
Decoy	77		+3.00 to -4.00			60	37	17	130
Divide	75			+3.00 to -5.50		57	44.5	18	135
Drifter	76.5			+3.00 to -4.50		57.5	40	19	130
Durango	75			+3.00 to -5.50		58	41	17	135
Easterly	73				+3.00 to -6.50	52	44	21	145
Essential	77			+3.00 to -4.50		58	39	19	128
Fillmore	72				+3.00 to -6.50	55	50	17	145
Fowler	74			+3.00 to -4.50		58	42	16	130
Hawker	74				+3.00 to -6.50	59	48	14	145
Highline	72				+3.00 to -6.50	51	42	21	145
Hondo	72				+3.00 to -6.50	54	38	18	145
Incline	78			+3.00 to -4.50		61	42	17	140
Kenosha	74				+3.00 to -6.50	52	45	22	140
Kittredge	75			+3.00 to -5.50		57	42	18	135
Lolo	75				+3.00 to -6.50	51	42	24	143
Magnolia	76			+3.00 to -5.50		58	47	18	135
Mango	71				+3.00 to -6.50	52	42	19	140
Mason	72			+3.00 to -5.50		57	44	15	148
Minturn	72				+3.00 to -6.50	55	48	17	141
Morrison	79.5	+3.00 to -3.50				62.5	40	17	127
Manitou	79			+3.00 to -4.50		61	45	18	143
Paonia	72				+3.00 to -6.50	50	47	22	141
Pescadero	71				+3.00 to -6.50	56	46	15	145
Penny Lane	79	+3.00 to -3.50				61	48	18	127
Quandary	75.5			+3.00 to -5.50		57.5	43	18	143
Radium	74.5			+3.00 to -4.50		56.5	44	18	140
Rampart	80	+3.00 to -3.50				63	41	17	130
Ridgway	74			+3.00 to -5.50		56	41	18	135
Sable	77			+3.00 to -4.50		61	41	16	130
Shipstern	72				+3.00 to -6.50	56	44	16	145
Sierra	72			+3.00 to -5.50		54	42	18	140
Skyway	73.5				+3.00 to -6.50	54.5	46	19	145
Snapshot	80	+3.00 to -3.50				62	37.5	18	128
Tracker	80	+3.00 to -3.50				62	43	18	130
Whittier	72				+3.00 to -6.50	54	42	18	142
Willow	73			+3.00 to -5.50		53	42	20	141
Windsor	71			+3.00 to -5.50		51	44.5	20	135

# DISPLAY ACCESSORIES & BRANDED MERCHANDISING

# THE ZEAL OPTICS DISPLAY PROGRAM

BUILT FOR LIFE OUTDOORS, DESIGNED FOR YOUR STORE.



2-Tier Stacker  
M208876

3-Tier Stacker  
M208877

Sunglass Packaging  
Sunglass comes standard with microfiber pouch and sport case

Glare Demonstrator, Outdoor  
M206146

Glare Demonstrator, Coastal  
M206147

Mountain sintra graphic for Medium Display

Coastal sintra graphic for Medium Display

## CUSTOM POP DISPLAY OPTIONS

Below are examples of the custom POP display options for the 2024 campaign. Please see additional options on Brandfolder and don't hesitate to reach out to Wis Holt, wis.holt@kering.com with questions.



### MEDIUM DISPLAY

- 40-piece minimum order
- Cedar and cold rolled steel
- LED lighting
- Adjustable mirror
- Open sell with option for door
- White glove service delivery

### DIMENSIONS

79.66" H x 24.25" W x 15.00" D  
Two configuration options

### HYBRID DISPLAY

- 18-piece minimum order, holds 18 units
- LED lighting
- Cedar and cold rolled steel
- Built-in mirror
- Counter or freestanding configuration

### DIMENSIONS

Freestanding  
70" H x 16.25" W x 13.625" D  
On Counter  
34.5" H x 16.25" W x 13.625" D

**METALS**


**AUTO SUN**

--	--	--	--	--	--	--	--

**Z-LITE**


**PHOENIX**

--	--	--	--	--	--

**SEE GRASS**


**Z-RESIN**


**OPEN HEARTS**

--	--	--	--

## ZEAL OPTICS FLAGSHIP

1230 Spruce Street | Boulder, Colorado, 80302  
303.449.9322 | zealoptics.com

### AUSTRALIA

Unit 6  
25 Frenchs Forest Road  
Frenchs Forest NSW 2086  
1800 829 324

### CANADA

2830 Argentia Road  
Unit #3  
Mississauga, Ontario  
L5N 8G4

### EUROPE

Erzberg 8  
38126 Braunschweig  
Germany  
+49 531 121750

### FRANCE

650, Avenue André Ampère  
Z.A. des Garrigues, CS70007  
34173 Castelnaud-le-Lez Cedex  
+33 (0)4 67 17 09 80

### INDIA

1611 new no 40  
H Block 5th street  
12th main Road  
Anna Nagar  
Chennai - 600040  
Tamil Nadu, India

### NORDIC AB

Box 6086  
16406 Kista  
Sweden  
46 (8) 594 828 81

### SPAIN

C/ Sepúlveda, 7 A  
28108 Alcobendas (Madrid)  
Spain  
+34 91 628 94 20  
900 16 16 06 (Toll Free)

### UK

Unit 15 The Pines Business Park  
Broad Street  
Guildford  
Surrey  
GU3 3BH  
0800 988 2423



**FOREST STEWARDSHIP COUNCIL** You're holding the future of the world's forest in your hands. Only FSC certified paper is used in the production of our catalogs, ensuring the materials we print do not compromise the health of the great outdoors. Read it. Pass it. Recycle it.

**1% FOR THE PLANET** Zeal Optics is a proud member of 1% for the Planet and shares its mission of taking responsibility for and giving back to our planet.