



SUN
2025

FOLLOW THE SUN
FOLLOW THE SUN



WE ARE GUIDED BY A SIMPLE SET OF BELIEFS

“USE LESS” IS OUR MANTRA.

We are constantly seeking new ways to use less, further reduce our footprint and make more environmentally friendly products.

“GIVE BACK” IS OUR GOLDEN RULE.

“Zeal” means passion and we live by our name every day. We actively contribute to organizations that give back to this beautiful world we live in.

“EXPLORE MORE” IS OUR NORTH STAR.

We work to bring inspirational adventures to those who might never have felt the thrill of running a river or the calm of a mountain top.



ELLUME-INATE YOUR LIFE.

Ellume Polarized revolutionizes the way you see color. This high-purity, premium polarized lens provides shortwave blue light reduction. Blue light distorts color and by filtering it out, you are able to see pure, vivid colors with greater clarity and detail.



ELLUME COLOR FILTRATION

Ellume Polarized lenses enhance contrast while reducing harmful high-energy blue light (HEV). This process reduces color confusion.



PREMIUM POLARIZED

Reflected light and UV exposure can cause glare, eye fatigue and sensitivity; all of which disrupt your experience outdoors. Ellume Polarized eliminates glare and blocks 100% of harmful UVA/B rays, protecting against the risk of long-term eye damage.



WITHOUT COLOR FILTRATION

Your eyes struggle to perceive overlapping wavelengths of blues, greens and reds; causing color confusion where these wavelengths overlap.

WITH COLOR FILTRATION

Ellume Polarized lenses reduce color confusion by filtering out shortwave blue light, so you see pure, vivid colors with remarkable clarity and detail.



LENS DETAILS



ELLUME POLARIZED ROSE *Category 2*

Ellume Polarized Rose is a high transmission, high contrast lens with superior depth perception.



ELLUME POLARIZED PHOENIX *Category 2*

A red mirror added to Ellume Polarized Rose slightly decreases VLT in this high transmission lens, providing a unique look and increasing contrast in lower-light conditions for superior depth perception.



ELLUME POLARIZED DARK GREY *Category 3*

The Ellume Polarized Dark Grey reduces the intensity of bright sun and heavy glare.



ELLUME POLARIZED COPPER *Category 3*

Ellume Polarized Copper increases contrast in everyday and variable light conditions.



ELLUME POLARIZED HORIZON BLUE *Category 3*

A blue mirror is applied to Ellume Polarized Copper, slightly decreasing VLT, while increasing contrast in everyday and variable light conditions.

Z-RESIN POLARIZED PLANT-BASED* SUNGLASSES

OUR MISSION IS TO CREATE SUNGLASSES THAT ENHANCE YOUR TIME OUTDOORS WHILE WORKING TO PROTECT THE WORLD AROUND US.

Most Zeal Optics frames are made from Z-Resin, a partially plant-based material* derived from the castor plant. The castor plant is a fast-growing perennial that is easy to grow, withstands drought and thrives on marginal lands.

We process the castor beans into our proprietary Z-Resin material which replaces a minimum of 45% of the petroleum-based plastics in our sunglasses. This durable material also contributes to a lighter finished weight, making our sunglasses more comfortable for everyday wear and activity.

*Contains a minimum of 45% bio-resin.

THE Z-RESIN LIFECYCLE

MEET THE CASTOR PLANT, A RENEWABLE RESOURCE.



The castor beans are harvested from the plant.



The beans are processed into castor oil.



The castor oil is used to produce Z-Resin.



Z-Resin replaces a minimum of 45% of the petroleum-based plastics in our sunglasses frames and lenses.



This is part of our commitment to use less.



SUNGLASS COLLECTIONS

OPTICAL AND SUSTAINABLY-MINDED INNOVATIONS ARE OUR INSPIRATION. From performance to lifestyle designs, and everything in between, we've crafted collections of premium-polarized sunglasses to fit your lifestyle.

Z-RESIN

PLANT-BASED PERFORMANCE



Crafted from the versatile castor bean's oil, this material contains a minimum of 45% plant-based material and provides an incredibly **durable and lightweight** alternative for more comfortable everyday wear and activities.

Z-LITE

LIGHTER. STRONGER. FURTHER.



Z-lite combines our Z-Resin material, which includes a minimum of 45% bio-resin, with a thin injection process, creating an **ultra-lightweight**, durable frame for performance and style.

AUTO SUN

FROM DAWN 'TIL DUSK



Your partner for all-day adventures in changing light conditions. Auto Sun lenses combine **photochromic technology** and polarized protection into a single lens for an unsurpassed visual experience no matter where the sun leads you.

METALS

STRENGTH MEETS STYLE



Forged from **stainless steel**, Hexetate and ceramic nose pads; Zeal's Metals feature unique design elements that stand out from the pack.

SEE GRASS

REUSE. REGROW. REIMAGINE.



See Grass combines 10% **recycled plastic** and 30% **grass fibers** in a closed-loop system powered by renewable energy to create unique, durable frames that reimagine what sunglasses can be.

INTRODUCING HARBINGER

WELCOME TO WHAT'S NEXT

Featuring Optimum & Optimum
Polarized Goggle Lens Technology



Meet Harbinger, where cutting-edge style meets peak performance. Designed for the relentless pursuit of adventure, these endurance-sport focused shield sunglasses are built to conquer every mile. Packed with features like Zeal's renowned Optimum goggle lens technology, a lightweight, plant-based Z-Resin frame (made from a minimum of 45% bio-resin) and ProFlex rubber nose pads and temples; with Harbinger, you're not just along for the ride – you're leading the charge. Embrace the journey.



THE Z-RESIN COLLECTION

PLANT-BASED* PERFORMANCE

*Contains a minimum of 45% bio-resin.





Z-RESIN COLLECTION



Featuring rubberized finish, plant-based Z-Resin frames, poppy color hits in its ProFlex temples and spring hinges, Fremont packs comfort and hold for all-day backcountry adventures, while its smooth lines and rectangular lenses provide timeless styling. Equipped with either our premium Ellume Polarized or Auto Sun lenses, Fremont blends function and form so you can get out there and focus on the fun.

Fremont

NEW

57 44 18 140

Rx Ready +3.00 to -5.50

ELLUME POLARIZED

Ellume Color Filtration
Premium Japanese Polarization
Comprehensive Blue Light Filtration
Impact Resistant Hardcoat Hydrophobic/Oleophobic*

Z-RESIN FRAME

Plant-Based (Minimum 45%)
Lightweight
ProFlex Rubber
Recycled Aluminum Badging
6-Base Curvature

COUNTRY OF ORIGIN

Italy

AUTO SUN



Matte Black, 12868
Ellume Polarized Horizon Blue*



Matte Resolution Blue, 12869
Ellume Polarized Dark Grey



Matte Evergreen, 12870
Auto Sun



Matte Orange Crush, 12871
Ellume Polarized Copper



Matte Ron Burgundy, 12872
Ellume Polarized Dark Grey



Howland

NEW

56 44 19 140

Rx Ready +3.00 to -5.50

ELLUME POLARIZED

Ellume Color Filtration
Premium Japanese Polarization
Comprehensive Blue Light Filtration
Impact Resistant Hardcoat Hydrophobic/Oleophobic*

Z-RESIN FRAME

Plant-Based (Minimum 45%)
Lightweight
ProFlex Rubber
Recycled Aluminum Badging
6-Base Curvature

COUNTRY OF ORIGIN

Italy



Matte Black, 12977
Ellume Polarized Dark Grey



Matte Desert Sand, 12978
Ellume Polarized Cooper



Matte Moonrise Fade, 12979
Ellume Polarized Horizon Blue*





Meet Harbinger, where cutting-edge style meets peak performance. Designed for the relentless pursuit of adventure, these cycling and endurance-sport specific shield sunglasses are built to conquer every mile. Packed with features like Zeal's renowned Optimum goggle lens technology, a lightweight, plant-based Z-Resin frame (made from a minimum of 45% bio-resin) and ProFlex rubber nose pads and temples, with Harbinger, you're not just along for the ride – you're leading the charge. Embrace the journey.

Harbinger

NEW

99 50 1 135

OPTIMUM POLARIZED

Cylindrical Polycarbonate
Everclear Anti-Fog
Permasield Hardcoat
Hydrophobic/Oleophobic*
Available with Optimum & Optimum Polarized Goggle Lens Technology  

Z-RESIN FRAME

Plant-Based (Minimum 45%)
Lightweight
ProFlex Rubber
Recycled Aluminum Badging
8-Base Curvature

COUNTRY OF ORIGIN

China



Matte Black Lightning, 12969
Optimum Dark Grey



Matte Black Plunge, 12970
Optimum Polarized Jade Mirror*



Drift, 12971
Optimum Polarized Phoenix Mirror*



Matte Alpine Mint, 12972
Optimum Alchemy Mirror*



Juno

NEW

51 43 19 140

Rx Ready +3.00 to -6.50

ELLUME POLARIZED

Plant-Based Polycarbonate
Premium Japanese Polarization
Comprehensive Blue Light Filtration
Color Filtration
Impact Resistant Hardcoat Hydrophobic/Oleophobic*

Z-RESIN FRAME

Plant-Based (Minimum 45%)
Lightweight
ProFlex Rubber
Recycled Aluminum Badging
Asian Fit Compatible
4-Base Curvature

COUNTRY OF ORIGIN

Mauritius



Matte Black, 12873
Ellume Polarized Dark Grey



Matte Tortoise, 12874
Ellume Polarized Horizon Blue*



Gloss Lime Eclipse, 12875
Ellume Polarized Dark Grey



Gloss Rose Eclipse, 12876
Ellume Polarized Copper



Z-RESIN COLLECTION



Rowen

NEW

52 40 21 130

Rx Ready +3.00 to -6.50

ELLUME POLARIZED

Ellume Color Filtration
Premium Japanese Polarization
Comprehensive Blue Light Filtration
Impact Resistant Hardcoat

Z-RESIN FRAME

Plant-Based (Minimum 45%)
Lightweight
ProFlex Rubber
Recycled Aluminum Badging
6-Base Curvature

COUNTRY OF ORIGIN

Mauritius



Selkirk

NEW

59 51 15 140

Rx Ready +3.00 to -5.50

ELLUME POLARIZED

Ellume Color Filtration
Premium Japanese Polarization
Comprehensive Blue Light Filtration
Impact Resistant Hardcoat
Hydrophobic/Oleophobic*

Z-RESIN FRAME

Plant-Based (Minimum 45%)
Lightweight
ProFlex Rubber
Removable Side Panels
Removeable Nose Bridge
Recycled Aluminum Badging
6-Base Curvature

COUNTRY OF ORIGIN

Italy



Matte Black, 12980
Ellume Polarized Dark Grey



Matte Havana Sunset, 12981
Ellume Polarized Cooper



Matte Forest Green, 12982
Ellume Polarized Dark Grey



Matte Black, 12865
Ellume Polarized Dark Grey



Matte Bota Burgundy, 12866
Ellume Polarized Dark Grey



Matte Sitka Green, 12867
Ellume Polarized Horizon Blue*



Westwater

NEW

61 45 14 135

Rx Ready +3.00 to -4.50

ELLUME POLARIZED

Ellume Color Filtration
Premium Japanese Polarization
Comprehensive Blue Light Filtration
Impact Resistant Hardcoat
Hydrophobic/Oleophobic*

Z-RESIN FRAME

Plant-Based (Minimum 45%)
Lightweight
ProFlex Rubber
Removable Side Panels
Recycled Aluminum Badging
8-Base Curvature

COUNTRY OF ORIGIN

Italy

AUTO SUN



Matte Black, 12974
Ellume Polarized Horizon Blue*



Matte Brown, 12975
Auto Sun



Matte Grey, 12976
Ellume Polarized Dark Grey



Z-RESIN COLLECTION



Located just outside Breckenridge, Alma blends the pomp of a mountain ski town with access to wild places just outside its door. The Alma's lightweight, small-fit wrap frame is your companion on your next hike, bike or run, while its rectangular lenses add a stylish look that's ready for the watering hole at the end.

Alma



Rx Ready +3.00 to -5.50

ELLUME POLARIZED

Ellume Color Filtration
Premium Japanese Polarization
Comprehensive Blue Light Filtration
Impact Resistant Hardcoat
Hydrophobic/Oleophobic*

Z-RESIN FRAME

Plant-Based (Minimum 45%)
Lightweight
ProFlex Rubber
Recycled Aluminum Badging
8-Base Curvature

COUNTRY OF ORIGIN

Mauritius



Cerulean, 12033
Ellume Polarized Copper



Hazel, 12034
Ellume Polarized Dark Grey



Sapphire Tortoise, 12035
Ellume Polarized Dark Grey



Black Mirror, 12036
Ellume Polarized Horizon Blue*



Much like the Colorado town that is its namesake, Avon is an ode to the classic, but with a style all its own. Avon is the perfect partner for the everyday adventure seeker with its smooth lines and subtle color pops that bring an unexpected look that works perfectly in balance with its functionality. Whether you're heading to the campsite or the coffee shop, Avon won't miss a beat.

Avon



Rx Ready +3.00 to -6.50

ELLUME POLARIZED

Ellume Color Filtration
Premium Japanese Polarization
Comprehensive Blue Light Filtration
Impact Resistant Hardcoat
Hydrophobic/Oleophobic*

Z-RESIN FRAME

Plant-Based (Minimum 45%)
Lightweight
ProFlex Rubber
Multi-Color Injection
Recycled Aluminum Badging
6-Base Curvature

COUNTRY OF ORIGIN

Mauritius

AUTO SUN



Matte Black, 12581
Auto Sun



Matte Black, 11846
Ellume Polarized Dark Grey



Chestnut, 11848
Ellume Polarized Copper



Amethyst, 11849
Ellume Polarized Horizon Blue*



Meet Ande, inspired by the mountains and the passion of those who love to explore them. Ande's cat-eye shape has style for the everyday and boldness for any ascent. Ellume Polarized lenses protect your eyes and triple-injected, 45% plant-based Z-Resin frames not only create unique colors, but also align with our commitment to use less without compromising your footprints on the trail. When sacrificing style for function isn't an option, turn to Ande.

Ande



Rx Ready +3.00 to -6.50

ELLUME POLARIZED

Ellume Color Filtration
Premium Japanese Polarization
Comprehensive Blue Light Filtration
Impact Resistant Hardcoat
Hydrophobic/Oleophobic*

Z-RESIN FRAME

Plant-Based (Minimum 45%)
Lightweight
ProFlex Rubber
Recycled Aluminum Badging
6-Base Curvature

COUNTRY OF ORIGIN

Mauritius



High Tide, 11834
Ellume Polarized Dark Grey



Gloss Black, 11836
Ellume Polarized Horizon Blue*



Inspired by the hardworking heritage of Milwaukee, Brewer is a staple in the Zeal Optics collection. Steeped in tradition, the Brewer was forged out of the need to provide a simple, no-nonsense pair of shades for every day and every adventure.

Brewer



Rx Ready +3.00 to -4.50

ELLUME POLARIZED

Ellume Color Filtration
Premium Japanese Polarization
Comprehensive Blue Light Filtration
Impact Resistant Hardcoat
Hydrophobic/Oleophobic*

Z-RESIN FRAME

Plant-Based (Minimum 45%)
Lightweight
ProFlex Rubber
Recycled Aluminum Badging
6-Base Curvature

COUNTRY OF ORIGIN

Mauritius

AUTO SUN



Matte Woodgrain, 12580
Auto Sun



Gloss Black, 11850
Ellume Polarized Horizon Blue*



Matte Woodgrain, 10415
Ellume Polarized Copper



Matte Black, 10416
Ellume Polarized Dark Grey



Granite Grey, 10517
Ellume Polarized Dark Grey



Z-RESIN COLLECTION



Caddis is a true adventure companion, whether you're spending a long day on the water or out in the field. Stay shielded with Ellume Polarized lenses and a wrapped Z-Resin frame for the ultimate protection from the sun's harmful rays.

Caddis

63 42 15 130

Rx Ready +3.00 to -4.50

ELLUME POLARIZED

Ellume Color Filtration
Premium Japanese Polarization
Comprehensive Blue Light Filtration
Impact Resistant Hardcoat
Hydrophobic/Oleophobic*

Z-RESIN FRAME

Plant-Based (Minimum 45%)
Lightweight
ProFlex Rubber
Recycled Aluminum Badging
8-Base Curvature

COUNTRY OF ORIGIN

Mauritius



Capitol

57 48 19 135

Rx Ready +3.00 to -4.50

ELLUME POLARIZED

Ellume Color Filtration
Premium Japanese Polarization
Comprehensive Blue Light Filtration
Impact Resistant Hardcoat

Z-RESIN FRAME

Plant-Based (Minimum 45%)
Lightweight
ProFlex Rubber
Recycled Aluminum Badging
6-Base Curvature

COUNTRY OF ORIGIN

Mauritius

AUTO SUN



Matte Black, 12582
Auto Sun



Matte Black, 11439
Ellume Polarized Dark Grey



Brown Khaki, 11440
Ellume Polarized Copper



Atlantic Blue, 11441
Ellume Polarized Horizon Blue*



Matte Black, 12840
Ellume Polarized Phoenix*



Matte Tortoise, 11317
Ellume Polarized Copper



Matte Black, 11316
Ellume Polarized Copper



Matte Black, 11376
Ellume Polarized Dark Grey



Marking the convergence of sleek styling with sport and fishing-driven details, Confluence redefines what sport sunglasses can be. Confluence provides maximum coverage for long days on the river, trail or just around town. Zeal's Confluence sunglasses feature oversized hits of ProFlex on the temples and nose bridge to keep them in place, and temple-tip grommets for DIY lanyards or clips so they don't wind up in the waters they're named for.

Confluence

63 42 16 125

Rx Ready +3.00 to -4.50

ELLUME POLARIZED

Ellume Color Filtration
Premium Japanese Polarization
Comprehensive Blue Light Filtration
Impact Resistant Hardcoat
Hydrophobic/Oleophobic*

Z-RESIN FRAME

Plant-Based (Minimum 45%)
Lightweight
ProFlex Rubber
Recycled Aluminum Badging
8-Base Curvature

COUNTRY OF ORIGIN

Japan

AUTO SUN



Matte Brown/Ocher 12819
Auto Sun



Matte Black, 12816
Ellume Polarized Dark Grey



Matte Brown Havana, 12817
Ellume Polarized Copper



Shiny Ocean Blue, 12818
Ellume Polarized Horizon Blue*





Z-RESIN COLLECTION



Crowley



Rx Ready +3.00 to -5.50

ELLUME POLARIZED

Ellume Color Filtration
Premium Japanese Polarization
Comprehensive Blue Light Filtration
Impact Resistant Hardcoat
Hydrophobic/Oleophobic*

Z-RESIN FRAME

Plant-Based (Minimum 45%)
Lightweight
ProFlex Rubber
Recycled Aluminum Badging
6-Base Curvature

COUNTRY OF ORIGIN

Mauritius

A classic with a twist, Crowley's round styling, smooth lines and keyhole bridge breed a bold sunglass. With ProFlex Rubber and our lightweight Z-Resin frame, Crowley completely closes the gap between capability and style. Have fun and look good doing it with Crowley.

OPEN HEARTS COLLECTION



River, 12742
Ellume Polarized Dark Grey



Black Sea, 12743
Ellume Polarized Horizon Blue*



Matte Black, 12842
Ellume Polarized Phoenix*



Black Tortoise, 11472
Ellume Polarized Copper



Ivory Tortoise, 11473
Ellume Polarized Copper



Desert Rose, 11474
Ellume Polarized Horizon Blue*



Dawn



Rx Ready +3.00 to -6.50

ELLUME POLARIZED

Ellume Color Filtration
Premium Japanese Polarization
Comprehensive Blue Light Filtration
Impact Resistant Hardcoat
Hydrophobic/Oleophobic*

Z-RESIN FRAME

Plant-Based (Minimum 45%)
Lightweight
ProFlex Rubber
Recycled Aluminum Badging
4-Base Curvature

COUNTRY OF ORIGIN

Mauritius

The day's adventures rise with the sun. From alpine starts to sunsets on the deck, the Zeal Dawn sunglass is with you every step of the way. Taking its styling inspiration from classic retro lines and its technical cues from Zeal's expertise in progressive, durable performance, Dawn will capture every moment of your day with more color, and less pollution.



Matte Tortoise, 11858
Ellume Polarized Copper



Matte Black, 11859
Ellume Polarized Dark Grey



Black Tortoise, 11861
Ellume Polarized Dark Grey



Decker



Rx Ready +3.00 to -4.50

ELLUME POLARIZED

Ellume Color Filtration
Premium Japanese Polarization
Comprehensive Blue Light Filtration
Impact Resistant Hardcoat
Hydrophobic/Oleophobic*

Z-RESIN FRAME

Plant-Based (Minimum 45%)
Lightweight
ProFlex Rubber
Recycled Aluminum Badging
8-Base Curvature

COUNTRY OF ORIGIN

Mauritius

In the 1890s, Stephen Decker built a general store in the canyons of the South Platte River to the west of Denver. The Zeal Optics Decker is your trusted spotter for fishing this or any stretch of water, as well as an essential companion for every adventure that requires full coverage and a large fit to protect you from glare and ambient light.



Matte Black, 12690
Ellume Polarized Copper



Desert Varnish, 12691
Ellume Polarized Dark Grey



Black Mariner, 12692
Ellume Polarized Horizon Blue*



Gunmetal Mirror, 12693
Ellume Polarized Dark Grey



Z-RESIN COLLECTION



Duskwing

53 42 19 138

Rx Ready +3.00 to -6.50

ELLUME POLARIZED

Ellume Color Filtration
Premium Japanese Polarization
Comprehensive Blue Light Filtration
Impact Resistant Hardcoat
Hydrophobic/Oleophobic*

Z-RESIN FRAME

Plant-Based (Minimum 45%)
Lightweight
ProFlex Rubber
Recycled Aluminum Badging
6-Base Curvature

COUNTRY OF ORIGIN

Mauritius

The Zeal Duskwing marks a new dawn in style and function. This small-fit shape blends a mix of wayfarer inspiration with butterfly lift. Add in a slight wrap, both horizontally and vertically, and this stylish frame blocks ambient light from your eyes, but not the inspired looks of those around you.



Black Mirror, 12176
Ellume Polarized Horizon Blue*



Matte Tortoise, 12177
Ellume Polarized Horizon Blue*



Tortoise Sky, 12178
Ellume Polarized Copper



Cobalt Fade, 12179
Ellume Polarized Dark Grey



Mango

52 42 19 140

Rx Ready +3.00 to -6.50

ELLUME POLARIZED

Ellume Color Filtration
Premium Japanese Polarization
Comprehensive Blue Light Filtration
Impact Resistant Hardcoat
Hydrophobic/Oleophobic*

Z-RESIN FRAME

Plant-Based (Minimum 45%)
Lightweight
ProFlex Rubber
Recycled Aluminum Badging
6-Base Curvature

COUNTRY OF ORIGIN

Mauritius

Crafted with plant-based Z-Resin frames and Ellume Polarized lenses, the view through Mango is sure to brighten your mood and enhance every view, while the cat-eye styling is runway ready.



Turquoise Tortoise, 11862
Ellume Polarized Dark Grey



Giraffe, 11863
Ellume Polarized Copper



Dark Ocean, 11864
Ellume Polarized Horizon Blue*



Kenosha

52 45 22 140

Rx Ready +3.00 to -6.50

ELLUME POLARIZED

Ellume Color Filtration
Premium Japanese Polarization
Comprehensive Blue Light Filtration
Impact Resistant Hardcoat
Hydrophobic/Oleophobic*

Z-RESIN FRAME

Plant-Based (Minimum 45%)
Lightweight
ProFlex Rubber
Recycled Aluminum Badging
6-Base Curvature

COUNTRY OF ORIGIN

Mauritius

Zeal Optics Kenosha sunglasses provide soaring views and style in a medium-fit rectangular frame that is equally elevated in its approach to sustainability and comfort. Like an alpine meadow, Kenosha comes alive with unexpected pops of color in its frames and ProFlex rubber, which is incorporated in its bridge and temples to keep your sunglasses in place throughout the day's journey.



Black Gloss, 12686
Ellume Polarized Horizon Blue*



Tortoise Clear, 12687
Ellume Polarized Dark Grey



Turquoise, 12688
Ellume Polarized Copper



Raspberry Jam, 12689
Ellume Polarized Dark Grey



Mason

57 44 15 148

Rx Ready +3.00 to -5.50

ELLUME POLARIZED

Ellume Color Filtration
Premium Japanese Polarization
Comprehensive Blue Light Filtration
Impact Resistant Hardcoat
Hydrophobic/Oleophobic*

Z-RESIN FRAME

Plant-Based (Minimum 45%)
Lightweight
ProFlex Rubber
Recycled Aluminum Badging
6-Base Curvature

COUNTRY OF ORIGIN

Mauritius

Seamlessly blending fashion and function with its square lenses and subtle curves, Mason is built to be your go-to workhorse for every job, ride or mission. Packing splashes of color with multi-color injection and poppy ProFlex hits, Mason keeps it business in the front and party in the back. Incredibly lightweight 45% plant-based Z-Resin frames get the job done while Ellume Polarized lenses provide crystal-clear clarity.



Deep Ocean, 12590
Ellume Polarized Horizon Blue*



Tortoise Fade, 12591
Ellume Polarized Copper



Olive Fade, 12592
Ellume Polarized Dark Grey



Black, 12593
Ellume Polarized Dark Grey



Z-RESIN COLLECTION



Equipped with a 8-base frame and our Auto Sun lens technology, Morrison is everything you want in an all-day pair of shades. Ready to change with your adventure, Morrison will take you from high mountain trail rides to afternoon casts.



Conifer, 11538
Auto Sun

Morrison



Rx Ready +3.00 to -3.50

AUTO SUN

Photochromic: 28-15% VLT
Ellume Color Filtration
Premium Japanese Polarization
Comprehensive Blue Light Filtration
Impact Resistant Hardcoat

Z-RESIN FRAME

Plant-Based (Minimum 45%)
Lightweight
ProFlex Rubber
Recycled Aluminum Badging
8-base Curvature

COUNTRY OF ORIGIN

Mauritius



The new Quandary crafts Z-Resin into a wide, sleek frame that looks as majestic from the outside as the views do through its plant-based Ellume Polarized lenses.



Matte Black, 11854
Ellume Polarized Horizon Blue*



Granite Grey, 11855
Ellume Polarized Dark Grey



Matte Woodgrain, 11856
Ellume Polarized Copper



Camel, 11857
Ellume Polarized Horizon Blue*

Quandary



Rx Ready +3.00 to -5.50

ELLUME POLARIZED

Ellume Color Filtration
Premium Japanese Polarization
Comprehensive Blue Light Filtration
Impact Resistant Hardcoat
Hydrophobic/Oleophobic*

Z-RESIN FRAME

Plant-Based (Minimum 45%)
Lightweight
ProFlex Rubber
Recycled Aluminum Badging
6-base Curvature

COUNTRY OF ORIGIN

Mauritius



The day dawns and you excitedly pack for the adventures that await. First on your list; Zeal Optics Red Cliff, your companion for everything that's in store. This full frame, large-fit wrap style has you covered whether you're heading up a trail, to the beach, down a river or just downtown.

Red Cliff



Rx Ready +3.00 to -3.50

ELLUME POLARIZED

Ellume Color Filtration
Premium Japanese Polarization
Comprehensive Blue Light Filtration
Impact Resistant Hardcoat
Hydrophobic/Oleophobic*

Z-RESIN FRAME

Plant-Based (Minimum 45%)
Lightweight
ProFlex Rubber
Hidden Spring Hinge
Multi-Color Injection
Recycled Aluminum Badging
8-base Curvature

COUNTRY OF ORIGIN

Mauritius



Tropic Fade, 12037
Ellume Polarized Dark Grey



Pitch Black, 12038
Ellume Polarized Horizon Blue*



Olive, 12039
Ellume Polarized Copper



Navy Blue, 12040
Ellume Polarized Horizon Blue*



Sable is your ideal companion for those endless days on the trail and lazy afternoons relaxing by the water. It brings you polarized protection in a snug, smaller-fit, double-injected, and fully wrapped sunglass frame. Whether you're navigating the trail or lounging by the water's edge, Sable's got your eyes covered with style and functionality.

Sable



Rx Ready +3.00 to -4.50

ELLUME POLARIZED

Ellume Color Filtration
Premium Japanese Polarization
Comprehensive Blue Light Filtration
Impact Resistant Hardcoat
Hydrophobic/Oleophobic*

Z-RESIN FRAME

Plant-Based (Minimum 45%)
Lightweight
ProFlex Rubber
Recycled Aluminum Badging
8-base Curvature

COUNTRY OF ORIGIN

Mauritius

AUTO SUN



Matte Black, 12583
Auto Sun



Matte Black, 11436
Ellume Polarized Dark Grey



Brown Khaki, 11437
Ellume Polarized Copper



Atlantic Blue, 11438
Ellume Polarized Horizon Blue*



Z-RESIN COLLECTION



Inspired by the iconic Victorian homes that pepper the streets of Downtown Boulder, Colorado; Zeal's Whittier is an extra large-fit style that boasts sweeping angles and a square lens, creating a classic look that is sure to find a place in your sunglass quiver for years to come.

Whittier



Rx Ready +3.00 to -6.50

ELLUME POLARIZED

- Ellume Color Filtration
- Premium Japanese Polarization
- Comprehensive Blue Light Filtration
- Impact Resistant Hardcoat
- Hydrophobic/Oleophobic*

Z-RESIN FRAME

- Plant-Based (Minimum 45%)
- Lightweight
- ProFlex Rubber
- Recycled Aluminum Badging
- 6-Base Curvature

COUNTRY OF ORIGIN

Japan



Windsor, Colorado was founded around a legendary gathering place called the Halfway House, where weary travelers would rest in style, before continuing their long arduous journey west. A bridge between culture and the wild, The Windsor uniquely blends functionality while looking your absolute best.

Windsor



Rx Ready +3.00 to -5.50

ELLUME POLARIZED

- Ellume Color Filtration
- Premium Japanese Polarization
- Comprehensive Blue Light Filtration
- Impact Resistant Hardcoat
- Hydrophobic/Oleophobic*

Z-RESIN FRAME

- Plant-Based (Minimum 45%)
- Lightweight
- ProFlex Rubber
- Recycled Aluminum Badging
- 6-Base Curvature

COUNTRY OF ORIGIN

Mauritius

OPEN HEARTS COLLECTION



Gloss Dark Grey, 12824
Ellume Polarized Dark Grey



Gloss Light Brown, 12825
Ellume Polarized Horizon Blue*



Gloss Grey Havana, 12827
Ellume Polarized Dark Grey



Platform, 12744
Ellume Polarized Copper



Rapids, 12745
Ellume Polarized Horizon Blue*



Matte Black, 11476
Ellume Polarized Dark Grey



Black Tortoise, 11477
Ellume Polarized Dark Grey



Matte Tortoise, 11478
Ellume Polarized Copper



Camel, 11480
Ellume Polarized Horizon Blue*



Matte Black, 12841
Ellume Polarized Phoenix Mirror*





Z-RESIN COLLECTION



Essential

58 39 19 128

Rx Ready +3.00 to -4.50

ELLUME POLARIZED

Ellume Color Filtration
Premium Japanese
Polarization
Comprehensive Blue Light
Filtration
Impact Resistant Hardcoat

Z-RESIN FRAME

Plant-Based (Minimum 45%)
Lightweight
ProFlex Rubber
Recycled Aluminum Badging
8-Base Curvature

COUNTRY OF ORIGIN

Mauritius

The Essential is just that. Anytime, anywhere, the Essential ensures that style is just as important as functionality. The Essential's updated classic styling is just right for today, and it's timeless shape has made this one of Zeal's best sellers of all time.



Shiny Demi Tortoise, 10005
Ellume Polarized Copper



Matte Black, 10394
Ellume Polarized Dark Grey



Navy Blue, 11064
Ellume Polarized Dark Grey



Snapshot

62 37.5 18 128

Rx Ready +3.00 to -3.50

ELLUME POLARIZED

Ellume Color Filtration
Premium Japanese
Polarization
Comprehensive Blue Light
Filtration
Impact Resistant Hardcoat
Hydrophobic/Oleophobic*

Z-RESIN FRAME

Plant-Based (Minimum 45%)
Lightweight
ProFlex rubber
Recycled Aluminum Badging
8-Base curvature

COUNTRY OF ORIGIN

Mauritius


The Snapshot was born in the garage. Built to work as hard as you do, this frame combines a full wrap for total protection with classic lines that define it. Snapshot is a shout out to some of the early SoCal gearheads. These sunglasses are meant for long days when you work hard, and play harder.



Matte Black, 10395
Ellume Polarized Dark Grey



Harbor Grey, 11031
Ellume Polarized Horizon Blue*





THE Z-LITE COLLECTION

LIGHTER. STRONGER. FURTHER





Z-LITE COLLECTION



Meet Boone, a light and timeless style that can keep up no matter where the day takes you. Designed for your inner, outdoor wild child, these Z-Lite frames are ready for every adventure. Weighing less than an ounce, the Boone is designed to weigh less than an ounce including its lenses, so you can go further on every outdoor adventure. Our goal is to create fashion-forward sunglass styles, with amazing performance attributes, and we've outdone ourselves with Boone.

Boone



Rx Ready +3.00 to -6.50

ELLUME POLARIZED

Ellume Color Filtration
Premium Japanese Polarization
Comprehensive Blue Light Filtration
Impact Resistant Hardcoat

Z-LITE FRAME

Plant-Based Z-Resin (Minimum 45%)
Z-Lite Thin Injection
Ultra Lightweight
ProFlex Rubber
Asian Fit Compatible
4-Base Curvature

COUNTRY OF ORIGIN

Japan



Matte Black, 11655
Ellume Polarized Dark Grey



Matte Tortoise, 11674
Ellume Polarized Rose



Much like the town of Campo, Colorado; this sunglass style is a perfect mix of charming, modern and tried and true. With an extremely lightweight frame, classic styling, surprising durability and the technical features to keep up on any adventure, there's a reason that Campo is one of our all-time best-sellers.

Campo



Rx Ready +3.00 to -6.50

ELLUME POLARIZED

Ellume Color Filtration
Premium Japanese Polarization
Comprehensive Blue Light Filtration
Impact Resistant Hardcoat
Hydrophobic/Oleophobic*

Z-LITE FRAME

Plant-Based Z-Resin (Minimum 45%)
Z-Lite Thin Injection
Ultra Lightweight
ProFlex Rubber
Asian Fit Compatible
4-Base Curvature

COUNTRY OF ORIGIN

Japan



Matte Black, 11664
Ellume Polarized Dark Grey



Maple, 11665
Ellume Polarized Copper



Glacier, 11666
Ellume Polarized Horizon Blue*



Matte Tortoise, 11672
Ellume Polarized Rose



When rock climbing, the goal is to have every piece of protection you need, while keeping things as light as possible. This was the driving force in creating the Cam sunglass from Zeal Optics. Cam will stay in place for every bold move, whether on the rock, or just hanging at your next backyard BBQ. If you can, Cam can.

Cam



Rx Ready +3.00 to -5.50

ELLUME POLARIZED

Ellume Color Filtration
Premium Japanese Polarization
Comprehensive Blue Light Filtration
Impact Resistant Hardcoat
Hydrophobic/Oleophobic*

Z-LITE FRAME

Plant-Based Z-Resin (Minimum 45%)
Z-Lite Thin Injection
Ultra Lightweight
ProFlex Rubber
Camloc Hinge
Asian Fit Compatible
4-Base Curvature

COUNTRY OF ORIGIN

Japan



Fern, 11988
Ellume Polarized Copper



Mako, 11989
Ellume Polarized Dark Grey



Matte Black, 11990
Ellume Polarized Horizon Blue*



Maple, 11991
Ellume Polarized Copper



We find many things in the mountains: solitude, beauty, inspiration - and the thrill of gravity. Inspired by the pursuit of downhill adventure, and the beauty of the mountains, Incline is designed to be your partner for all-day descents. We believe you need to earn your turns, so we've taken our 45% plant-based Z-Resin to a new level of lightness with our Z-Lite thin injection process to bring you a sunglass that's so light, you'll forget it's there.

Incline



Rx Ready +3.00 to -4.50

ELLUME POLARIZED

Ellume Color Filtration
Premium Japanese Polarization
Comprehensive Blue Light Filtration
Impact Resistant Hardcoat
Hydrophobic/Oleophobic*

Z-LITE FRAME

Plant-Based Z-Resin (Minimum 45%)
Z-Lite Thin Injection
Ultra Lightweight
ProFlex Rubber
Camloc Hinge
8-Base Curvature

COUNTRY OF ORIGIN

Japan

AUTO SUN



Tortoise, 12578
Auto Sun



Blue Smoke, 11422
Ellume Polarized Horizon Blue*



Fatigue, 11424
Ellume Polarized Dark Grey



Z-LITE COLLECTION



Kittredge

58 42 17 135

Rx Ready +3.00 to -5.50

ELLUME POLARIZED

Ellume Color Filtration
Premium Japanese Polarization
Comprehensive Blue Light Filtration
Impact Resistant Hardcoat
Hydrophobic/Oleophobic*

Z-LITE FRAME

Plant-Based Z-Resin (Minimum 45%)
Z-Lite Thin Injection
Ultra Lightweight
ProFlex Rubber
6-Base Curvature

COUNTRY OF ORIGIN

Japan



Matte Black, 12820
Ellume Polarized Dark Grey



Matte Brown Havana, 12821
Ellume Polarized Copper



Gloss Ocean Blue, 12822
Ellume Polarized Horizon Blue*



Lolo

51 42 24 143

Rx Ready +3.00 to -6.50

ELLUME POLARIZED

Ellume Color Filtration
Premium Japanese Polarization
Comprehensive Blue Light Filtration
Impact Resistant Hardcoat
Hydrophobic/Oleophobic*

Z-LITE FRAME

Plant-Based Z-Resin (Minimum 45%)
Z-Lite Thin Injection
Ultra Lightweight
ProFlex Rubber
Camloc Hinge
Asian Fit Compatible
4-Base Curvature

COUNTRY OF ORIGIN

Japan



Blue Marble, 11984
Ellume Polarized Dark Grey



Midnight, 11985
Ellume Polarized Horizon Blue*



Gloss Maple, 11986
Ellume Polarized Copper



Poppy, 11987
Ellume Polarized Copper



Magnolia

58 47 18 135

Rx Ready +3.00 to -5.50

ELLUME POLARIZED

Ellume Color Filtration
Premium Japanese Polarization
Comprehensive Blue Light Filtration
Impact Resistant Hardcoat

Z-LITE FRAME

Plant-Based Z-Resin (Minimum 45%)
Z-Lite Thin Injection
Ultra Lightweight
ProFlex Rubber
Camloc Hinge
6-Base curvature

COUNTRY OF ORIGIN

Japan

AUTO SUN



Matte Tortoise, 12579
Auto Sun



Plum Gloss, 11429
Ellume Polarized Dark Grey



Z-LITE COLLECTION



Minturn

55 48 17 141

Rx Ready +3.00 to -6.50

ELLUME POLARIZED

Ellume Color Filtration
Premium Japanese Polarization
Comprehensive Blue Light Filtration
Impact Resistant Hardcoat
Hydrophobic/Oleophobic*

Z-LITE FRAME

Plant-Based Z-Resin (Minimum 45%)
Z-Lite Thin Injection
Ultra Lightweight
ProFlex Rubber
Camloc Hinge
Asian Fit Compatible
4-Base Curvature

COUNTRY OF ORIGIN

Japan

Long a hub for Rockies rail traffic, Minturn is nestled between the grandeur of Vail and Beaver Creek but has held its rugged mountain charm and is the trailhead for many a journey. Drawing on this town's heritage, Zeal's Minturn goes big on style and even bigger on function-driven elements.



Nucla

60 42 17 126

Rx Ready +3.00 to -5.50

ELLUME POLARIZED

Ellume Color Filtration
Premium Japanese Polarization
Comprehensive Blue Light Filtration
Impact Resistant Hardcoat

Z-LITE FRAME

Plant-Based Z-Resin (Minimum 45%)
Z-Lite Thin Injection
Ultra Lightweight
ProFlex Rubber
Adjustable Nose Bridge
Asian Fit Compatible
8-Base Curvature

COUNTRY OF ORIGIN

Japan

Whether you're heading to the beach, a bike ride, or just hanging out with friends around town, Nucla is your partner in adventure. While it's built to perform on the trails and roads of life, Nucla never compromises on style so you can go from a run or ride to relaxing poolside without missing a beat.



Matte Black, 12555
Ellume Polarized Horizon Blue*



Olive Green, 12556
Ellume Polarized Dark Grey



Russet, 12557
Ellume Polarized Copper



Tortoise, 12558
Ellume Polarized Copper



Gloss Black, 12021
Ellume Polarized Dark Grey



Plum, 12022
Ellume Polarized Dark Grey



Tokyo Tortoise, 12023
Ellume Polarized Copper



Palisade

56 45 18 149

ELLUME POLARIZED

Ellume Color Filtration
Premium Japanese Polarization
Comprehensive Blue Light Filtration
Impact Resistant Hardcoat
Hydrophobic/Oleophobic*

Z-LITE FRAME

Plant-Based Z-Resin (Minimum 45%)
Z-Lite Thin Injection
Ultra Lightweight
ProFlex Rubber
Asian Fit Compatible
4-Base Curvature

COUNTRY OF ORIGIN

Japan

Palisade is the outdoor enthusiast's quiver-killing take on a modern classic. A semi-rimless frame with vintage styling to class you up at the wine-mixer, while packing modern technologies to ensure you can still send it on the trails.



Paonia

50 47 22 141

Rx Ready +3.00 to -6.50

ELLUME POLARIZED

Ellume Color Filtration
Premium Japanese Polarization
Comprehensive Blue Light Filtration
Impact Resistant Hardcoat
Hydrophobic/Oleophobic*

Z-LITE FRAME

Plant-Based Z-Resin (Minimum 45%)
Z-Lite Thin Injection
Ultra Lightweight
ProFlex Rubber
Camloc Hinge
Asian Fit Compatible
4-Base Curvature

COUNTRY OF ORIGIN

Japan

Located on Colorado's Western Slope, Paonia has been a gateway for adventure for decades and is fast becoming known for its refined vineyards and wines. This combination of outdoor pursuits and a taste for life's finer pleasures inspires Zeal's Paonia, which blends fashion and function. Paonia's round lenses and Z-Lite frames come together for a stylish trail companion that weighs in at less than an ounce.



Smoke, 11747
Ellume Polarized Dark Grey



Matte Tortoise, 11748
Ellume Polarized Copper



Matte Red Tortoise, 11749
Ellume Polarized Rose



Black Matte, 11750
Ellume Polarized Horizon Blue*



Gloss Black, 12559
Ellume Polarized Horizon Blue*



Jade Fade, 12560
Ellume Polarized Dark Grey



Cyan, 12561
Ellume Polarized Dark Grey



Tokyo Tortoise, 12562
Ellume Polarized Copper



Z-LITE COLLECTION



Salida

60 35 18 135

Rx Ready +3.00 to -5.50

ELLUME POLARIZED

Ellume Color Filtration
Premium Japanese
Polarization
Impact Resistant Hardcoat
Hydrophobic/Oleophobic*

Z-LITE FRAME

Plant-Based Z-Resin (Minimum 45%)
Z-Lite Thin Injection
Ultra Lightweight
ProFlex Rubber
Adjustable Nose Bridge
Asian Fit Compatible
8-Base Curvature

COUNTRY OF ORIGIN

Japan

Situated at the base of the Sawatch Range of the Rocky Mountains along the banks of the Arkansas River, Salida has long been a gathering place for creatives and endurance athletes that march to their own eclectic beat. Inspired by these need to escape it all in your own way, Zeal's Salida sunglasses are built for speed with uncompromising style and function.



Gloss Black, 12017
Ellume Polarized Horizon Blue*



Smoke Tortoise, 12018
Ellume Polarized Dark Grey



Campfire, 12019
Ellume Polarized Copper



Alpine Ice, 12020
Ellume Polarized Horizon Blue*



Willow

55.5 51 21 143

Rx Ready +3.00 to -5.50

ELLUME POLARIZED

Ellume Color Filtration
Premium Japanese
Polarization
Impact Resistant Hardcoat
Hydrophobic/Oleophobic*

Z-LITE FRAME

Plant-Based Z-Resin (Minimum 45%)
Z-Lite Thin Injection
Ultra Lightweight
ProFlex Rubber
6-Base Curvature

COUNTRY OF ORIGIN

Japan

Sway with the breeze and go wherever the day takes you in Willow. This oversized cat-eye style marries fashion with function so you can look good and play hard. Featuring our 45% plant-based Z-Lite frame material, Willow weighs in at less than an ounce.



Marble Fade, 12697
Ellume Polarized Dark Grey



Red Tortoise, 12695
Ellume Polarized Copper



Navy Tortoise, 12694
Ellume Polarized Horizon Blue*



Raspberry Fade, 12696
Ellume Polarized Dark Grey





THE METALS COLLECTION

STRENGTH MEETS STYLE





METALS COLLECTION



Easterly

52 44 21 145

Rx Ready +3.00 to -6.50

ELLUME POLARIZED

Ellume Color Filtration
Premium Japanese Polarization
Comprehensive Blue Light Filtration
Impact Resistant Hardcoat
Hydrophobic/Oleophobic*

METALS FRAME

Stainless Steel
Hexetate (BPA-Free and Minimally Processed) Temple Tips
Ceramic Nose Pads
Ultra Lightweight
Asian Fit Compatible
4-Base Curvature

COUNTRY OF ORIGIN

Italy



Black, 12012
Ellume Polarized Dark Grey



Gold, 12013
Ellume Polarized Copper



Silver, 12014
Ellume Polarized Horizon Blue*



Hawker

59 48 14 145

Rx Ready +3.00 to -6.50

ELLUME POLARIZED

Ellume Color Filtration
Premium Japanese Polarization
Comprehensive Blue Light Filtration
Impact Resistant Hardcoat
Hydrophobic/Oleophobic*

METALS FRAME

Stainless Steel
Hexetate (BPA-Free and Minimally Processed) Temple Tips
Ceramic Nose Pads
Ultra Lightweight
Asian Fit Compatible
4-Base Curvature

COUNTRY OF ORIGIN

Italy



Matte Black, 12719
Ellume Polarized Dark Grey



Matte Silver, 12720
Ellume Polarized Horizon Blue*



Matte Rose Gold, 12721
Ellume Polarized Copper



Fillmore

55 50 17 145

Rx Ready +3.00 to -6.50

ELLUME POLARIZED

Ellume Color Filtration
Premium Japanese Polarization
Comprehensive Blue Light Filtration
Impact Resistant Hardcoat
Hydrophobic/Oleophobic*

METALS FRAME

Stainless Steel
Hexetate (BPA-Free and Minimally Processed) Temple Tips
Ceramic Nose Pads
Ultra Lightweight
Asian Fit Compatible
4-Base Curvature

COUNTRY OF ORIGIN

Italy



Shiny Black, 12717
Ellume Polarized Horizon Blue*



Matte Rose Gold, 12716
Ellume Polarized Copper



Shiny Silver, 12718
Ellume Polarized Dark Grey



Highline

51 42 21 145

Rx Ready +3.00 to -6.50

ELLUME POLARIZED

Ellume Color Filtration
Premium Japanese Polarization
Comprehensive Blue Light Filtration
Impact Resistant Hardcoat
Hydrophobic/Oleophobic*

SEE+GRASS FRAME

Contains 30% Plant-Based & 10% Recycled Plastic
Lightweight
Asian Fit Compatible
4-Base Curvature

METALS FRAME

Stainless Steel
Ceramic Nose Pads

COUNTRY OF ORIGIN

Italy



Granite Silver, 12734
Ellume Polarized Dark Grey



Bluebird Silver, 12735
Ellume Polarized Dark Grey



Dark Brown Gunmetal, 12736
Ellume Polarized Copper



Black Grain Black, 12737
Ellume Polarized Horizon Blue*



METALS COLLECTION



Pescadero



Rx Ready +3.00 to -6.50

ELLUME POLARIZED

Ellume Color Filtration
Premium Japanese Polarization
Comprehensive Blue Light Filtration
Impact Resistant Hardcoat
Hydrophobic/Oleophobic*

METALS FRAME

Stainless Steel
Hexetate (BPA-Free and Minimally Processed) Temple Tips
Ceramic Nose Pads
Ultra Lightweight
Asian Fit Compatible
4-Base Curvature

COUNTRY OF ORIGIN

Italy



Black, 12006
Ellume Polarized Dark Grey



Gold, 12007
Ellume Polarized Copper



Silver, 12008
Ellume Polarized Horizon Blue*



Shipstern



Rx Ready +3.00 to -6.50

ELLUME POLARIZED

Ellume Color Filtration
Premium Japanese Polarization
Comprehensive Blue Light Filtration
Impact Resistant Hardcoat

METALS FRAME

Stainless Steel
Hexetate (BPA-Free and Minimally Processed) Temple Tips
Ceramic Nose Pads
Ultra Lightweight
Asian Fit Compatible
4-Base Curvature

COUNTRY OF ORIGIN

Italy



Black, 12009
Ellume Polarized Dark Grey



Gold, 12010
Ellume Polarized Copper



Skyway



Rx Ready +3.00 to -6.50

ELLUME POLARIZED

Ellume Color Filtration
Premium Japanese Polarization
Comprehensive Blue Light Filtration
Impact Resistant Hardcoat
Hydrophobic/Oleophobic*

METALS FRAME

Stainless Steel
Hexetate (BPA-Free and Minimally Processed) Temple Tips
Ceramic Nose Pads
Ultra Lightweight
Asian Fit Compatible
4-Base Curvature

COUNTRY OF ORIGIN

Italy



Shiny Silver, 12722
Ellume Polarized Horizon Blue*



Matte Silver, 12723
Ellume Polarized Dark Grey



Shiny Rose Gold, 12724
Ellume Polarized Dark Grey



THE SEE GRASS COLLECTION

REUSE. REGROW. REIMAGINE.





SEE-GRASS COLLECTION



Aspen

57 43 17 135

Rx Ready +3.00 to -5.50

ELLUME POLARIZED

Ellume Color Filtration
Premium Japanese Polarization
Comprehensive Blue Light Filtration
Impact Resistant Hardcoat
Hydrophobic/Oleophobic*

SEE-GRASS FRAME

Contains 30% Plant-Based & 10% Recycled Plastic
Lightweight
ProFlex Rubber
6-Base Curvature
COUNTRY OF ORIGIN
Italy

Aspen combines unrivaled durability and sustainability with styling that's as timeless as the Colorado town it's named for. Crafted from recycled plastic bottles and grass fibers, Aspen's footprint is the smallest of any Zeal sunglass to date.



Black Grain, 11842
Ellume Polarized Dark Grey



Midnight, 11843
Ellume Polarized Horizon Blue*



Pine, 11844
Ellume Polarized Copper



Smolder, 11845
Ellume Polarized Dark Grey



Cumulus

55 43 20 135

Rx Ready +3.00 to -6.50

ELLUME POLARIZED

Ellume Color Filtration
Premium Japanese Polarization
Comprehensive Blue Light Filtration
Impact Resistant Hardcoat
Hydrophobic/Oleophobic*

SEE-GRASS FRAME

Contains 30% Plant-Based & 10% Recycled Plastic
Lightweight
ProFlex Rubber
6-Base Curvature
COUNTRY OF ORIGIN
Italy

Calling all fun-loving adventure seekers, Cumulus is your new partner for all-day play or just watching the clouds go by. This medium fit, See Grass style contains 10% recycled plastic while its Ellume Polarized lenses let you see the world around you in startlingly crisp colors, with unrivaled clarity and contrast.



Black Grain, 12682
Ellume Polarized Dark Grey



Midnight, 12683
Ellume Polarized Horizon Blue*



Leaf, 12684
Ellume Polarized Copper



Sky, 12685
Ellume Polarized Dark Grey



Calistoga

51 43 21 135

Rx Ready +3.00 to -6.50

ELLUME POLARIZED

Ellume Color Filtration
Premium Japanese Polarization
Comprehensive Blue Light Filtration
Impact Resistant Hardcoat
Hydrophobic/Oleophobic*

SEE-GRASS FRAME

Contains 30% Plant-Based & 10% Recycled Plastic
Lightweight
ProFlex Rubber
Asian Fit Compatible
4-Base Curvature
COUNTRY OF ORIGIN
Italy

Springing forth from a focus on function and fashion, Calistoga quickly became a staple in Zeal's See Grass Collection. Its fashion-forward, medium-fit frame features a keyhole bridge and contains recycled plastic and grasses.



Granite, 12025
Ellume Polarized Dark Grey



Lichen, 12026
Ellume Polarized Copper



Midnight, 12027
Ellume Polarized Horizon Blue*



Brick, 12028
Ellume Polarized Dark Grey



Divide

57 44.5 18 135

Rx Ready +3.00 to -5.50

ELLUME POLARIZED

Ellume Color Filtration
Premium Japanese Polarization
Comprehensive Blue Light Filtration
Impact Resistant Hardcoat
Hydrophobic/Oleophobic*

SEE-GRASS FRAME

Contains 30% Plant-Based & 10% Recycled Plastic
Lightweight
ProFlex Rubber
6-Base Curvature
COUNTRY OF ORIGIN
Italy

Bridging the gap between fashion and function, the Divide sets the bar for what a sunglass can be. Crafted from Zeal's proprietary See Grass, Divide's frame contains 10% recycled plastics and 30% grass fibers for a unique look and feel in an incredibly durable frame to ensure a perfect adventure partner whether you're out on the Continental Divide Trail or grilling in the backyard.



Black Grain, 11838
Ellume Polarized Dark Grey



Midnight, 11839
Ellume Polarized Horizon Blue*



Smolder, 11841
Ellume Polarized Dark Grey



SEE GRASS COLLECTION



Throwback to the future with Hondo's wide, angular fashion-forward design, while tapping into See Grass's revolutionary frame material. See Grass contains 10% recycled plastic and 30% grass fibers to create a unique durable frame, allowing you to reuse, regrow and reimagine what a sunglass can be.



Black Grain, 12678
Ellume Polarized Horizon Blue*



Surf, 12679
Ellume Polarized Dark Grey

Hondo



Rx Ready +3.00 to -6.50

ELLUME POLARIZED

Ellume Color Filtration
Premium Japanese Polarization
Comprehensive Blue Light Filtration
Impact Resistant Hardcoat
Hydrophobic/Oleophobic*

SEE GRASS FRAME

Contains 30% Plant-Based & 10% Recycled Plastic
Lightweight
ProFlex Rubber
Asian Fit Compatible
4-Base Curvature

COUNTRY OF ORIGIN

Italy



Blowing in from the future of sunglasses, Northwind brings a head-turning look to the Zeal See Grass collection. With unique color patterns in every frame thanks to the 30% infused grasses, and the mind blowing color, clarity and contrast that the Ellume Polarized lenses lend, Northwind blows the doors off what you thought a sunglass could be.



Moss, 12029
Ellume Polarized Copper



Agate, 12030
Ellume Polarized Horizon Blue*



Midnight, 12031
Ellume Polarized Dark Grey



Black Grain, 12032
Ellume Polarized Horizon Blue*

Northwind



Rx Ready +3.00 to -6.50

ELLUME POLARIZED

Ellume Color Filtration
Premium Japanese Polarization
Comprehensive Blue Light Filtration
Impact Resistant Hardcoat
Hydrophobic/Oleophobic*

SEE GRASS FRAME

Contains 30% Plant-Based & 10% Recycled Plastic
Lightweight
ProFlex Rubber
Asian Fit Compatible
4-Base Curvature

COUNTRY OF ORIGIN

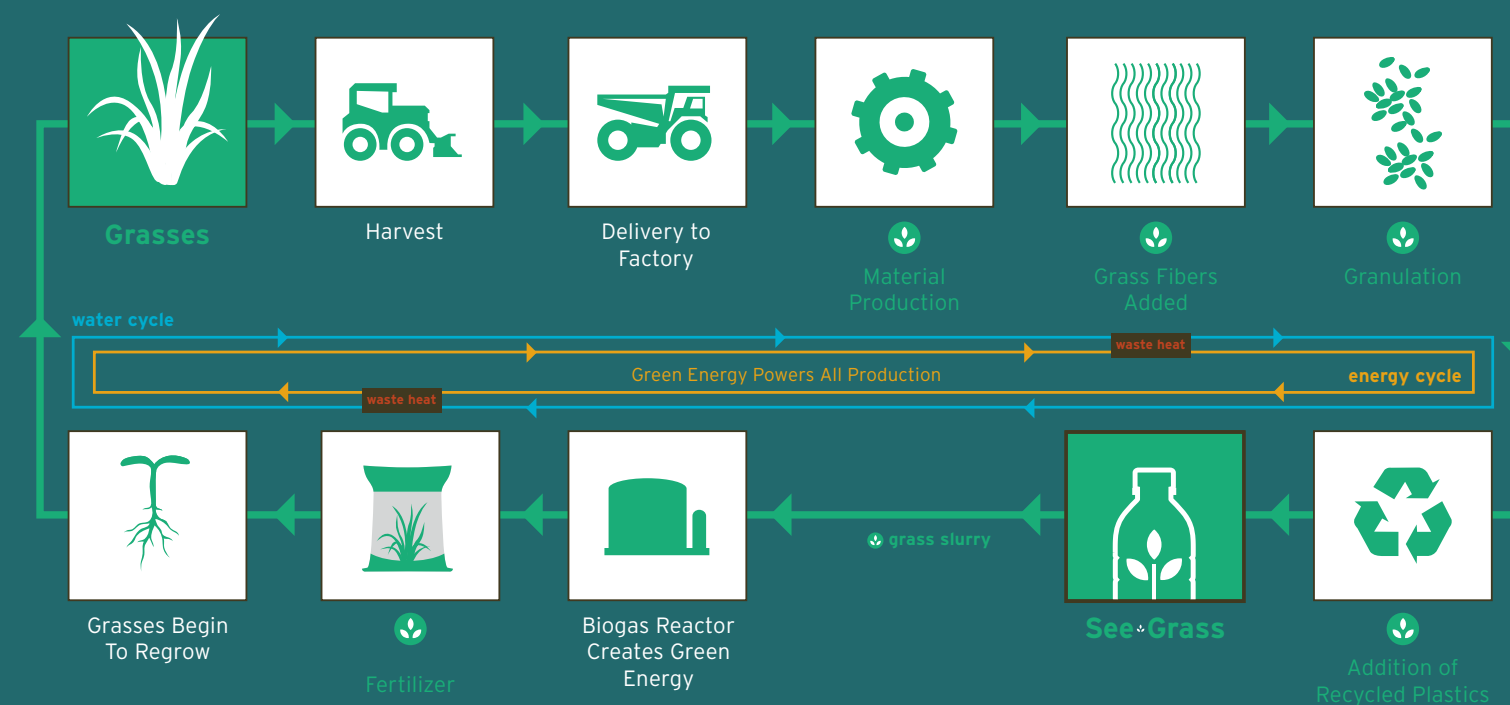
Italy

SEE GRASS CLOSED-LOOP SYSTEM*

RECYCLED PLASTIC + GRASS FIBER + BIO GAS = SUNGLASSES REIMAGINED.

Zeal Optics See Grass frames combine 10% recycled plastics and 30% grass fibers, produced in a closed-loop system. This fibrous base is combined with recycled plastics to reuse waste material and keep it out of landfills. See Grass allows us to create beautiful, durable sunglass frames, each of which is unique, while finding alternative uses for what was previously considered trash and byproducts.

*See Grass is produced at a closed-loop German biorefinery where the fibrous grasses are grown and mixed with pre-consumer recycled plastics from healthcare, pharmaceutical and cosmetic applications. The process is powered by a methane turbine that runs on decomposing organic matter and, in turn, creates fertilizer to grow the grasses, without generating any wastewater or byproducts.



*Courtesy of Biowert



THE AUTO SUN COLLECTION

FROM DAWN 'TIL DUSK



polarized + photochromic

Zeal Optics proudly presents ten of its top-selling active lifestyle frames in the Auto Sun Collection. Similar to Zeal's legendary Automatic+ snow goggles, Auto Sun combines premium polarization with photochromic technology to provide exceptional and consistent color, clarity and contrast regardless of the day's light and weather conditions. This lens is ideal for all-day adventures, where you'll be in and out of the shade, and it's a staff and athlete favorite for activities such as golfing, fishing, jogging, cycling and even driving. Previously available in a very select group of frames, it's time to share the Auto Sun revolution with faces of all shapes and sizes!



VLT: 28-15% Category: 2-3

Designed for long days outside in changing light conditions, Auto Sun's photochromic technology automatically adjusts from a low-light, bright yellow with a 28% Visual Light Transmission (VLT), to a high visibility persimmon with a 15% VLT for sunny conditions.



Avon, 12581
Matte Black



Brewer, 12580
Matte Woodgrain



Caddis, 12582
Matte Black



Confluence, 12819
Matte Brown/Ocher



Fremont, 12870
Matte Evergreen



Incline, 12578
Tortoise



Magnolia, 12579
Matte Tortoise



Morrison, 11538
Conifer



Sable, 12583
Matte Black



Westwater, 12975
Matte Brown

ADVENTURE READY^{2.GO}

PROPRIETARY SPORTS-SPECIFIC POLARIZED PRESCRIPTION LENSES

Welcome to the evolution of Zeal Optics' premium polarized, prescription Adventure Ready lenses. Designed for your active life outdoors, our new 2.GO prescription lenses feature backside digital compensation for crystal clear focus for any activity. Zeal's proprietary lens is specifically designed to keep objects in the distance in perfect focus across the entire lens for sports, including in larger wrap styles, while enhancing your near vision in our progressive options, specifically for reading digital screens while on the go, or a book while relaxing on the beach.

OUR PROMISE

We strive to make Zeal Optics frames with your prescription and for your lifestyle. Every 2.GO prescription lens is digitally compensated to ensure the highest accuracy and optically efficient prescription possible for life outdoors.

Zeal Optics prescription sunglasses are built with superior polarized protection, clarity and impact resistance for an unsurpassed custom optical experience.

Zeal Optics Polarized Rx Lenses



DARK GREY

Category 3

Reduces the intensity of bright sun and heavy glare so you see rich, true color.



COPPER

Category 3

Improves contrast in everyday and variable light conditions so you see colors vividly.



HORIZON BLUE

Category 3

A blue mirror applied to Copper, slightly decreases VLT and improves contrast in everyday and variable light conditions.



ROSE

Category 3

A high-contrast lens with superior depth perception and depth of field for everyday conditions.



PHOENIX

Category 3

A red mirror applied to our Rose lens slightly decreases VLT in this high contrast lens, which amplifies colors in varied light conditions for superior depth perception - all with a fun and bold aesthetic.

Our Polarized Prescription Program

OUR WARRANTY

- ✓ 2-year manufacturer's warranty on frame
- ✓ 1-year, 1-time frontside lens scratch replacement program
- ✓ Temple and nose pad replacements for life of frame

RX FEATURES

- ✓ Sport-specific design for exceptional visual clarity across the entire lens during any adventure
- ✓ Backside digitally compensated lens surfacing increases overall visual comfort.
- ✓ Premium polarized polycarbonate lens
- ✓ Backside Anti-Reflective coating
- ✓ Front & backside Hydro/Oleo coating
- ✓ Front & backside hardcoat
- ✓ 1/100th diopter of accuracy
- ✓ Zeal's name stamped on lens to certify authenticity

OUR DIGITAL RX LAB

We produce all prescription orders at the Maui Jim lab in Peoria, IL, USA. Our 25,000-square foot state-of-the-art Digital Rx lab receives high praises from around the globe for unmatched turn times, the highest quality and dedicated hands-on customer care.

A CLOSED-LOOP FACILITY

As part of our commitment to sustainability, we produce all prescription lenses in our closed-loop lab, which recycles all fluids and lens shavings. To date, we've kept nearly 100 tons of waste from entering landfills.

Zeal Optics is a proud part of the Maui Jim family.



Style	FPD	Rx Parameters				A	B	DBL	Temple
Alma	73			+3.00 to -5.50		56	39	17	126
Ande	73				+3.00 to -6.50	58	45	15	140
Aspen	74			+3.00 to -5.50		57	43	17	135
Avon	72				+3.00 to -6.50	52	42	20	149
Boone	73				+3.00 to -6.50	54	42	19	141
Brewer	76.5		+3.00 to -4.50			57.5	45.5	19	135
Caddis	78		+3.00 to -4.50			63	42	15	130
Calistoga	72				+3.00 to -6.50	51	43	21	135
Cam	73			+3.00 to -5.50		58	46	15	146
Campo	73				+3.00 to -6.50	53	42	20	141
Capitol	76		+3.00 to -4.50			57	48	19	135
Confluence	80		+3.00 to -4.50			63	42	16	125
Crowley	71			+3.00 to -5.50		49	45	22	135
Cumulus	75				+3.00 to -6.50	55	43	20	135
Dawn	73				+3.00 to -6.50	53	44	20	140
Decker	81		+3.00 to -4.50			64	43	17	134
Divide	75			+3.00 to -5.50		57	44.5	18	135
Duskwing	72				+3.00 to -6.50	53	42	19	138
Easterly	73				+3.00 to -6.50	52	44	21	145
Essential	77		+3.00 to -4.50			58	39	19	128
Fillmore	72				+3.00 to -6.50	55	50	17	145
Fremont	74			+3.00 to -5.50		57	44	18	140
Hawker	74				+3.00 to -6.50	59	48	14	145
Highline	72				+3.00 to -6.50	51	42	21	145
Hondo	72				+3.00 to -6.50	54	38	18	145
Howland	75			+3.00 to -5.50		56	44	19	140
Incline	78		+3.00 to -4.50			61	42	17	135
Juno	70				+3.00 to -6.50	51	43	19	140
Kenosha	74				+3.00 to -6.50	52	45	22	140
Kittredge	75			+3.00 to -5.50		58	42	17	135
Lolo	75				+3.00 to -6.50	51	42	24	143
Magnolia	76			+3.00 to -5.50		58	47	18	135
Mango	71				+3.00 to -6.50	52	42	19	140
Mason	72			+3.00 to -5.50		57	44	15	148
Minturn	72				+3.00 to -6.50	55	48	17	141
Northwind	73				+3.00 to -6.50	56	40	17	145
Nucla	74			+3.00 to -5.50		60	42	17	126
Paonia	72				+3.00 to -6.50	50	47	22	141
Pescadero	71				+3.00 to -6.50	56	46	15	145
Quandary	75.5			+3.00 to -5.50		57.5	43	18	150
Red Cliff	83	+3.00 to -3.50				65	42.5	18	126
Rowen	73				+3.00 to -6.50	52	40	21	130
Sable	77		+3.00 to -4.50			61	41	16	130
Salida	78			+3.00 to -5.50		60	35	18	135
Selkirk	74			+3.00 to -5.50		59	51	15	140
Shipstern	72				+3.00 to -6.50	56	44	15	145
Skyway	73.5				+3.00 to -6.50	54.5	46	19	145
Snapshot	80	+3.00 to -3.50				62	37.5	18	128
Westwater	75		+3.00 to -4.50			61	45	14	135
Whittier	72				+3.00 to -6.50	54	42	18	140
Willow	73			+3.00 to -5.50		55.5	51	21	143
Windsor	71			+3.00 to -5.50		51	44.5	20	135

Plano Sunglass Technology Overview

LENS FEATURES



ELLUME POLARIZED
DARK GREY | Category 3
Available in Rx



ELLUME POLARIZED
HORIZON BLUE* | Category 3
Available in Rx



ELLUME POLARIZED
COPPER | Category 3
Available in Rx



ELLUME POLARIZED
ROSE | Category 2
Available in Rx



ELLUME POLARIZED
PHOENIX* | Category 2
Available in Rx



AUTO SUN⁺
Category 2-3
Not available in Rx



HARDCOAT
Our hardcoat adds a scratch-resistant layer for maximum protection against everyday wear.



IMPACT RESISTANT
All Zeal lenses exceed ANSI standards for excellent impact resistance ensuring that no matter your adventure, you're protected.



HYDRO/OLEO COATING
Applied to the front and backside of the lens to repel water, dirt and oil, keeping your lens clean and clear in all conditions.
**Included on Horizon Blue and Phoenix lenses.*



BACKSIDE AR
Backside Anti-Reflective Coating absorbs harmful UV and reflected light coming from behind, enhancing clarity and eliminating eye fatigue
**Select styles.*

FRAME FEATURES

ASIAN FIT/LOW-BRIDGE COLLECTION

Our Asian Fit Sunglass Collection was tested and selected for those with high cheekbones, wider faces and lower nose bridges. This collection features a mix of flatter, wider frames, adjustable nose pads, longer temples and light-weight frames to ensure a perfect fit.



PROFLEX RUBBER

This unique material is injected into various parts of the frame to provide a soft, non-slip hold. ProFlex withstands extreme hot and cold temperatures so your sunglasses stay in place no matter what the day brings. *Select styles.*

Z-LITE

Z-Lite uses our Z-Resin frame material with a thin injection process for an ultra-lightweight, durable sunglass for complete versatility no matter the activity. *Select styles.*

HIDDEN SPRING HINGE

Innovative tooling allows us to place the spring hinge inside the body of the temple for a comfortable fit and flexibility to complement an active lifestyle. *Select styles.*

CAMLOC HINGE

Camloc is our custom two-stage hinge that helps prevent lens scratching by locking your temples in place whether they are open or closed. This keeps them from rubbing against the lenses when you're not wearing them. *Select styles.*

ADJUSTABLE NOSE PADS

These three-dimensionally adjustable nose pads feature a durable wire core embedded in our award-winning ProFlex rubber, creating a custom fit for any bridge that will stay in place no matter how you put your glasses to the test. *Select styles.*

BASE CURVE

Base curve defines how much curve a frame has. The higher the number, the more wrap the frame offers. 4-base lays flat on the face, 6-base are slightly curved and 8-base styles provide more of a wrap.

CERAMIC NOSE PADS

Engineered from a mixture of clay and earthen materials, our ceramic nose pads are hypoallergenic, easy to clean, incredibly durable and provide remarkable hold to keep your glasses from slipping in any weather condition or adventure. *Select Styles*

MULTI-COLOR INJECTION

Our state-of-the-art injection process allows for double and triple colored frames, adding subtle pops of color. The material is colored prior to injection, ensuring it will not wear off. *Select styles.*

Display Accessories & Branded Merchandising

The Zeal Optics Display Program

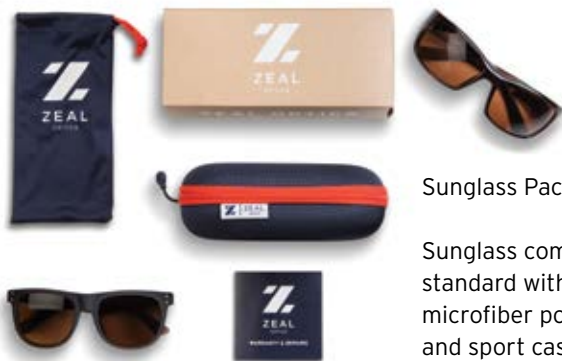
BUILT FOR LIFE OUTDOORS, DESIGNED FOR YOUR STORE.



2-Tier Stacker
M208876



3-Tier Stacker
M208877



Sunglass Packaging

Sunglass comes standard with microfiber pouch and sport case



Glare Demonstrator, Outdoor
M206146



Glare Demonstrator, Coastal
M206147




Mountain sintra graphic for Medium Display
M205536



Coastal sintra graphic for Medium Display
M205537

Custom POP Display Options

Below are examples of the custom POP display options for the 2025 campaign. Please see additional options on Brandfolder and don't hesitate to reach out to Wis Holt, wis.holt@kering.com with questions.



MEDIUM DISPLAY

- Cedar and cold rolled steel
- LED lighting
- Adjustable mirror
- Open sell with option for door
- White glove service delivery

DIMENSIONS

79.66" H x 24.25" W x 15.00" D

Two configuration options



HYBRID DISPLAY

- LED lighting
- Cedar and cold rolled steel
- Built-in mirror
- Counter or freestanding configuration

DIMENSIONS

Freestanding
70" H x 16.25" W x 13.625" D

On Counter
34.5" H x 16.25" W x 13.625" D



 NEW Harbinger, Matte Black Lightning 12969	 NEW Harbinger, Matte Black Plunge 12970	 NEW Harbinger, Drift 12971	 NEW Harbinger, Matte Alpine Mint 12972	 NEW Howland, Matte Black 12977	 NEW Howland, Matte Desert Sand 12978	 NEW Howland, Matte Moonrise Fade 12979	 NEW Rowen, Matte Black 12980	 NEW Rowen, Matte Havana Sunset 12981	 NEW Rowen, Matte Forest Green 12982	 NEW Westwater, Matte Black 12974
 NEW Westwater, Matte Brown 12975	 NEW Westwater, Matte Grey 12976	 NEW Juno, Matte Black 12873	 NEW Juno, Matte Tortoise 12874	 NEW Juno, Gloss Lime Eclipse 12875	 NEW Juno, Gloss Rose Eclipse 12876	 NEW Selkirk, Matte Black 12865	 NEW Selkirk, Matte Bota Burgundy 12866	 NEW Selkirk, Matte Sitka Green 12867	 NEW Fremont, Matte Black 12868	 NEW Fremont, Matte Resolution Blue 12869
 NEW Fremont, Matte Evergreen 12870	 NEW Fremont, Matte Orange Crush 12871	 NEW Fremont, Matte Ron Burgundy 12872	 Alma, Cerulean 12033	 Alma, Hazel 12034	 Alma, Sapphire Tortoise 12035	 Alma, Black Mirror 12036	 Ande, High Tide 11834	 Ande, Gloss Black 11836	 Avon, Matte Black 11846	 Avon, Amethyst 11849
 Avon, Matte Black 12581	 Avon, Chestnut 11848	 Brewer, Matte Woodgrain 10415	 Brewer, Matte Black 10416	 Brewer, Granite Grey 10517	 Brewer, Gloss Black 11850	 Brewer, Matte Woodgrain 12580	 Caddis, Matte Black 11439	 Caddis, Brown Khaki 11440	 Caddis, Atlantic Blue 11441	 Caddis, Matte Black 12582
 Caddis, Matte Black 12840	 Capitol, Matte Black 11316	 Capitol, Matte Tortoise 11317	 Capitol, Matte Black 11376	 Confluence, Matte Black 12816	 Confluence, Matte Brown Havana 12817	 Confluence, Gloss Ocean Blue 12818	 Confluence, Matte Brown/Ocher 12819	 Crowley, Black Tortoise 11472	 Crowley, Ivory Tortoise 11473	 Crowley, Desert Rose 11474
 OPEN HEARTS Crowley, River 12742	 OPEN HEARTS Crowley, Black Sea 12743	 Crowley, Matte Black 12842	 Dawn, Black Tortoise 11861	 Dawn, Matte Tortoise 11858	 Dawn, Matte Black 11859	 Decker, Matte Black 12690	 Decker, Desert Varnish 12691	 Decker, Black Mariner 12692	 Decker, Gunmetal Mirror 12693	 Duskwing, Black Mirror 12176
 Duskwing, Matte Tortoise 12177	 Duskwing, Tortoise Sky 12178	 Duskwing, Cobalt Fade 12179	 Essential, Gloss Demi Tortoise 10005	 Essential, Matte Black 10394	 Essential, Navy Blue 11064	 Kenosha, Black Gloss 12686	 Kenosha, Tortoise Clear 12687	 Kenosha, Turquoise 12688	 Kenosha, Raspberry Jam 12689	 Mango, Turquoise Tortoise 11862
 Mango, Giraffe 11863	 Mango, Dark Ocean 11864	 Mason, Deep Ocean 12590	 Mason, Tortoise Fade 12591	 Mason, Olive Fade 12592	 Mason, Gloss Black 12593	 Morrison, Conifer 11538	 Quandary, Matte Black 11854	 Quandary, Granite Grey 11855	 Quandary, Matte Woodgrain 11856	 Quandary, Camel 11857
 Red Cliff, Tropic Fade 12037	 Red Cliff, Pitch Black 12038	 Sable, Matte Black 11436	 Sable, Brown Khaki 11437	 Sable, Atlantic Blue 11438	 Sable, Matte Black 12583	 Snapshot, Matte Black 10395	 Snapshot, Harbor Grey 11031	 Whittier, Gloss Dark Grey 12824	 Whittier, Gloss Light Brown 12825	 Whittier, Gloss Grey Havana 12827
 Windsor, Matte Black 11476	 Windsor, Black Tortoise 11477	 Windsor, Matte Tortoise 11478	 OPEN HEARTS Windsor, Platform 12744	 OPEN HEARTS Windsor, Rapids 12745	 Windsor, Camel 11480	 Windsor, Matte Black 12841				

Z-LITE



Boone, Matte Black
11655



Boone, Matte Tortoise
11674



Cam, Fern 11988



Cam, Mako 11989



Cam, Matte Black
11990



Cam, Maple 11991



Campo, Matte Black
11664



Campo, Maple 11665



Campo, Glacier 11666



Campo, Matte Tortoise
11672



Incline, Blue Smoke
11422



Incline, Fatigue 11424



Incline, Tortoise 12578



Kittredge Matte Black, 12820



Kittredge, Matte Brown Havana 12821



Kittredge, Gloss Ocean Blue 12822



Lolo, Blue Marble
11984



Lolo, Midnight 11985



Lolo, Gloss Maple
11986



Lolo, Poppy 11987



Magnolia, Smoke Tortoise 11427



Magnolia, Plum Gloss
11429



Magnolia, Matte Tortoise 12579



Minturn, Matte Black
12555



Minturn, Olive Green
12556



Minturn, Russet 12557



Minturn, Tortoise
12558



Nucla, Gloss Black
12021



Nucla, Plum 12022



Nucla, Tokyo Tortoise
12023



Palisade, Smoke 11747



Palisade, Matte Tortoise 11748



Palisade, Matte Red Tortoise 11749



Palisade, Black Matte
11750



Paonia, Gloss Black
12559



Paonia, Jade Fade 12560



Paonia, Cyan 12561



Paonia, Tokyo Tortoise 12562



Salida, Gloss Black
12017



Salida, Smoke Tortoise 12018



Salida, Campfire 12019



Salida, Alpine Ice
12020



Willow, Navy Tortoise
12694



Willow, Red Tortoise
12695



Willow, Raspberry Fade
12696



Willow, Marble Fade
12697

METALS



Easterly, Black 12012



Easterly, Gold 12013



Easterly, Silver 12014



Fillmore, Matte Rose Gold 12716



Fillmore, Shiny Black
12717



Fillmore, Shiny Silver
12718



Hawker, Matte Black
12719



Hawker, Matte Silver
12720



Hawker, Matte Rose
12721



Highline, Granite Silver 12734



Highline, Bluebird Silver 12735



Highline, Dark Brown Gunmetal 12736



Highline, Black Grain Black 12737



Pescadero, Black
12006



Pescadero, Gold
12007



Pescadero, Silver
12008



Shipstern, Black
12009



Shipstern, Gold 12010



Skyway, Shiny Silver
12722



Skyway, Matte Silver
12723



Skyway, Shiny Rose Gold 12724

SEE GRASS



Aspen, Black Grain
11842



Aspen, Midnight 11843



Aspen, Pine 11844



Aspen, Smolder 11845



Calistoga, Granite
12025



Calistoga, Lichen
12026



Calistoga, Midnight
12027



Calistoga, Brick 12028



Cumulus, Black Grain
12682



Cumulus, Midnight
12683



Cumulus, Leaf 12684



Cumulus, Sky 12685



Divide, Black Grain
11838



Divide, Midnight 11839



Divide, Smolder 11841



Hondo, Black Grain
12678



Hondo, Surf 12679



Northwind, Moss
12029



Northwind, Agate
12030



Northwind, Midnight
12031



Northwind, Black Grain 12032

AUTO SUN



Avon, Matte Black
12581



Brewer, Matte Woodgrain 12580



Caddis, Matte Black
12582



Confluence, Matte Brown/Ocher 12819



Fremont, Matte Evergreen 12870



Incline, Tortoise 12578



Magnolia, Matte Tortoise 12579



Morrison, Conifer
11538



Sable, Matte Black
12583



Westwater, Matte Brown 12975

ZEAL OPTICS FLAGSHIP

1230 Spruce Street, Boulder, Colorado, 80302
303.449.9322 | zealoptics.com

AUSTRALIA

Unit 6
25 Frenchs Forest Road
Frenchs Forest NSW 2086
1 800 829 324

CANADA

2830 Argentia Road
Unit #3
Mississauga, Ontario
L5N 8G4

EUROPE

Erzberg 8
38126 Braunschweig
Germany
+49 531 121750

FRANCE

650, Avenue André Ampère
Z.A. des Garrigues, CS70007
34173 Castelnau-le-Lez Cedex
+33 (0)4 67 17 09 80

INDIA

1611 new no 40
H Block 5th street
12th main Road
Anna Nagar
Chennai - 600040
Tamil Nadu, India

NORDIC AB

Box 6086
16406 Kista
Sweden
46 (8) 594 828 81

SPAIN

C/ Sepúlveda, 7 A
28108 Alcobendas (Madrid)
Spain
+34 91 628 94 20
900 16 16 06 (Toll Free)

UK

Unit 15 The Pines Business Park
Broad Street
Guildford
Surrey
GU3 3BH
0800 988 2423



FOREST STEWARDSHIP COUNCIL You're holding the future of the world's forest in your hands. Only FSC certified paper is used in the production of our catalogs, ensuring the materials we print do not compromise the health of the great outdoors. Read it. Pass it. Recycle it.

1% FOR THE PLANET Zeal Optics is a proud member of 1% for the Planet and contributes 1% of the gross sales of its plano sunglasses to approved environmental organizations as part of its Connect & Protect program.